

## NOTICE: MEETING MODIFICATION DUE TO COVID-19



“Pursuant to the Governor’s Executive Orders, the Governor has made a disaster declaration in response to COVID-19. In accordance with 5 ILCS 120/7(e), the head of the public body has determined that an in-person meeting of all of the individual Council members under the Open Meetings Act is not practical or prudent. The chief administrative officer (Joe Wade) will attend in person. The Council and members of the public may continue to attend the meeting virtually via Zoom as attendance in the board room is not feasible. **See participation instructions at the bottom of the agenda.** Public comment may be emailed to Deputy Clerk Karen Schultheis [kschultheis@prospect-heights.org](mailto:kschultheis@prospect-heights.org) at least two hours prior to the scheduled meeting. Said email will be read by a representative of the Council at said meeting or otherwise placed into the record.

**IN ACCORDANCE WITH THE APPLICABLE STATUTES OF THE STATE OF ILLINOIS AND ORDINANCES OF THE CITY OF PROSPECT HEIGHTS, NOTICE IS HEREBY GIVEN THAT**

**THE CITY COUNCIL TELECONFERENCE MEETING  
AND REBUILD ILLINOIS GRANT PUBLIC HEARING  
OF THE MAYOR AND CITY COUNCIL OF THE CITY OF PROSPECT HEIGHTS  
WILL BE HELD ON MONDAY, JUNE 22, 2020 AT 6:30 P.M.**

**MAYOR NICHOLAS J. HELMER PRESIDING**

**THIS MEETING WILL BE RECORDED AND AVAILABLE ON THE CITY’S WEBSITE  
ATTENDEES WHO WISH TO SPEAK ON AGENDA OR NON-AGENDA ITEMS WILL BE PROVIDED  
AN OPPORTUNITY DURING THE TELECONFERENCE.**

**THERE IS A FIVE MINUTE TIME LIMIT FOR SPEAKERS.  
DURING WHICH TELECONFERENCE MEETING IT IS ANTICIPATED THERE WILL BE  
DISCUSSION AND CONSIDERATION OF AND, IF SO DETERMINED, ACTION UPON  
THE MATTERS CONTAINED IN THE FOLLOWING:**

- 1. CALL TO ORDER AND ROLL CALL**
- 2. APPROVAL OF MINUTES**
  - A. June 8, 2020 City Council Workshop Teleconference Minutes
- 3. APPOINTMENTS/CONFIRMATIONS AND PROCLAMATIONS**
  - A. Re-Appointment of **James J. Kiefer** to Chicago Executive Airport Board
- 4. PUBLIC COMMENT ON AGENDA MATTERS (*Five Minute Time Limit*)**
- 5. STAFF, ELECTED OFFICIALS, and COMMISSION REPORTS**
  - A. Chicago Executive Airport Monthly Update Presented by Director Scott Saewert
  - B. May Treasurer’s Report Presented by Finance Director Cheri Graefen

**This meeting will be recorded and made available on the City’s Website**

**6. OLD BUSINESS**

**7. NEW BUSINESS**

**A. R-20-16** Council Consideration of Resolution Funding the Police Pension Fund in the Amount of \$23,071.00 due to the Cook County Clerk’s Limit on the City’s Police Pension Fund Tax Levy

**B. R-20-17** Resolution for Council Consideration of Authorizing Home Rule Referendum

**8. DISCUSSION TOPICS FOR NEXT WORKSHOP MEETING:**

**A.** Home Rule Discussion

**B.** Speed Bump Discussion

**C.** Christopher Burke Study Discussion – Stormwater Management

**9. APPROVAL OF WARRANTS**

**A.** Approval of Expenditures

General Fund	\$115,452.38
Motor Fuel Tax Fund	\$0.00
Palatine/Milwaukee Tax Increment Financing District	\$673.08
Tourism District	\$1,997.15
Development Fund	\$0.00
Drug Enforcement Agency Fund	\$557.19
Solid Waste Fund	\$0.00
Special Service Area #1	\$0.00
Special Service Area #2	\$0.00
Special Service Area #3	\$0.00
Special Service Area #4	\$0.00
Special Service Area #5	\$0.00
Special Service Area #8 – Levee Wall #37	\$774.15
Special Service Area-Constr #6 (Water Main)	\$0.00
Special Service Area- Debt #6	\$0.00

Capital Improvements	\$0.00
Palatine Road Tax Increment Financing District	\$673.08
Road Construction	\$0.00
Road Construction Debt	\$0.00
Water Fund	\$28,526.53
Parking Fund	\$153.35
Sanitary Sewer Fund	\$4,475.91
<u>Road/Building Bond Escrow</u>	<u>\$6,558.00</u>
<b>TOTAL</b>	<b>\$159,840.82</b>

**Wire Payments**

<b>6/19/2020 PAYROLL POSTING</b>	<b><u>\$174,295.77</u></b>
<b>TOTAL WARRANT</b>	<b>\$334,136.59</b>

- 10. PUBLIC COMMENT ON NON-AGENDA MATTERS (*Five Minute Time Limit*)**
- 11. EXECUTIVE SESSION**
- 12. ACTION ON EXECUTIVE SESSION ITEMS, IF REQUIRED**
- 13. ADJOURNMENT**

---

**MEETING PARTICIPATION INSTRUCTIONS:**

Computer access: Join the Zoom meeting: <https://us02web.zoom.us/j/81746828733>

Meeting ID: **817 4682 8733**

Phone access: Audio participation on telephone: **(312) 626-6799** or **(888) 788-0099**

Meeting ID: **817 4682 8733**

Please be sure to use your legal name. Any use of inappropriate names may result in ejection from the meeting. The meeting will open 10 minutes before the posted start time. Please join the meeting at least 5 minutes prior to start of meeting. Participants are automatically muted. Members of the public wishing to speak during “Public Comment”, will then be unmuted to speak. Items for Public Comment may also be emailed to [kschultheis@prospect-heights.org](mailto:kschultheis@prospect-heights.org) by 4:30pm on the day of the meeting to be read at the meeting.

Posted by 5 PM, June 18, 2020

**This meeting will be recorded and made available on the City’s Website**



June 16, 2020

To: Mayor Nicholas J. Helmer and Members of the City Council

From: Cheri Graefen, Finance Director

Subject: Monthly Treasurer's Report

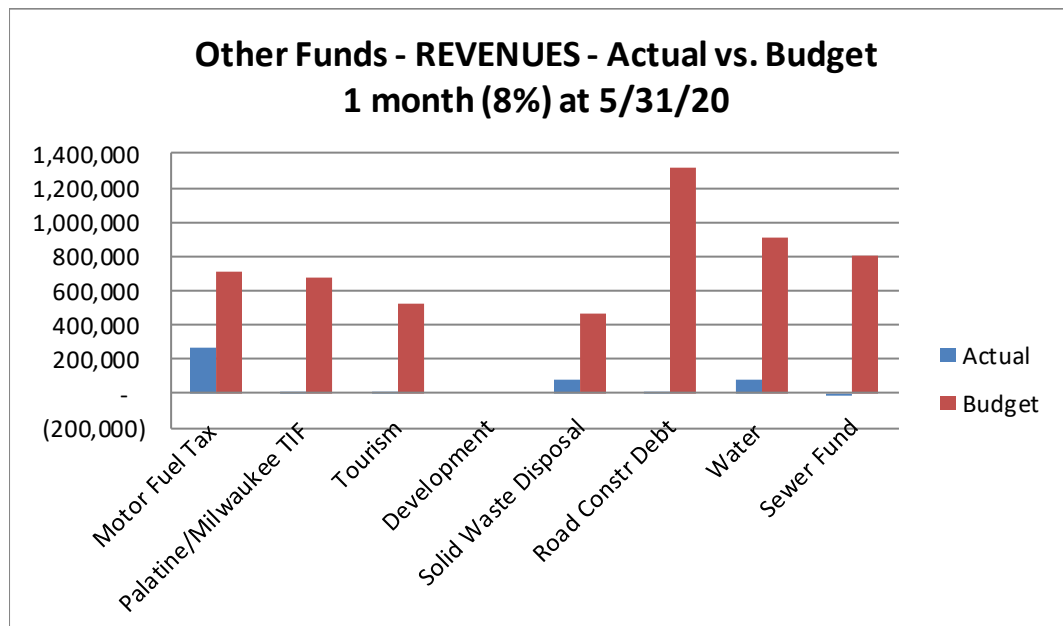
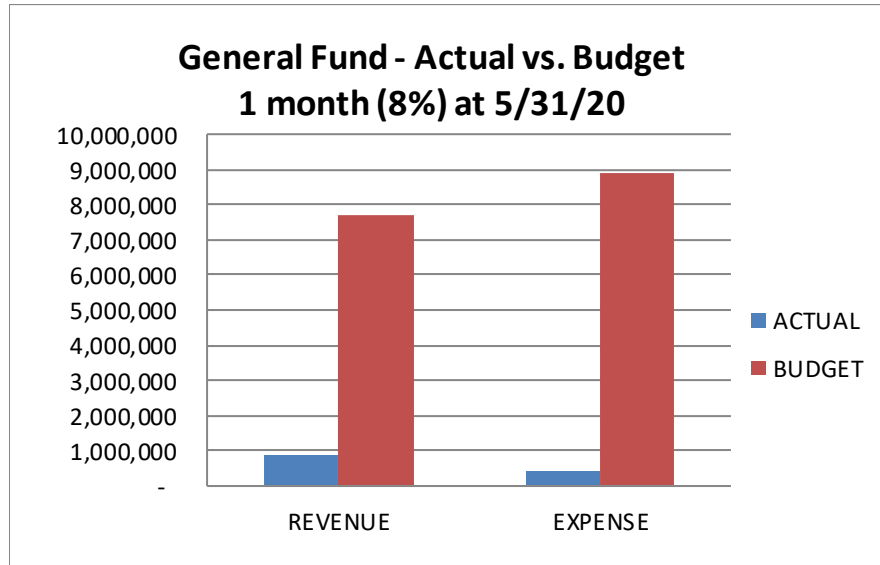
Attached is the Preliminary Treasurer's Report for one month ending May 31, 2021. With 8% of the year having passed, for all funds combined, the City's total revenues represent 9.5% of budget and the total expenses reflect 4.1% of budget.

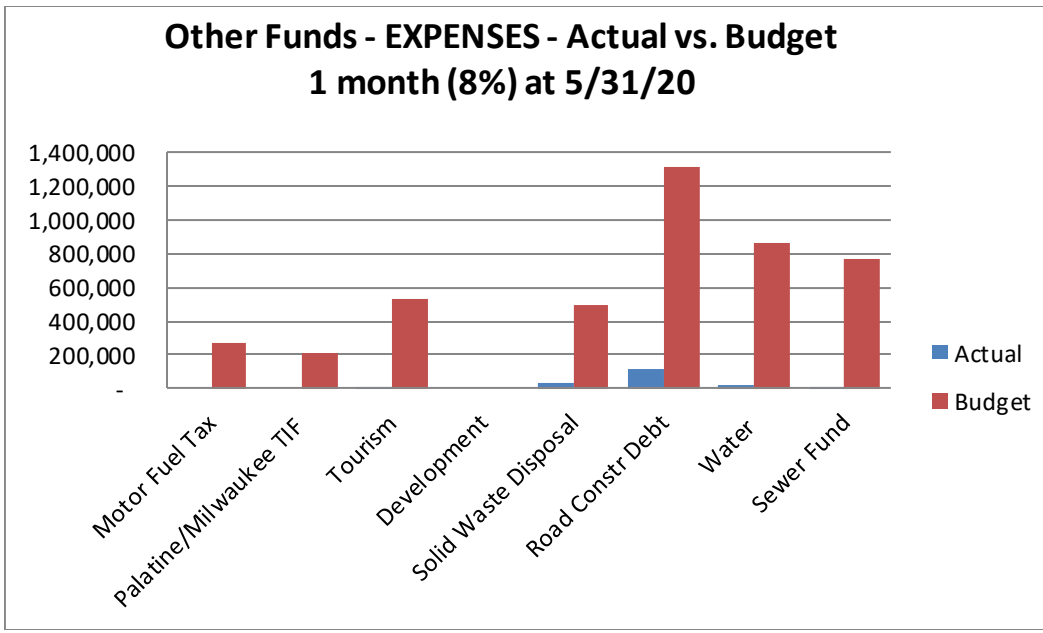
Additional financial information and/or further details will be provided upon request.

# City of Prospect Heights Financial Report – FY20-21 For the 1 Month Ending May 31, 2020

The following report highlights the financial position of the City of Prospect Heights for the period beginning May 1, 2020 through May 31, 2020 (**1 month ~ 8% of year**) with an analysis on actual revenues and expenditures compared to fiscal year 2020/2021 budget.

**Overall Fund Summary** - The following charts highlight each of the City’s major funds and how the YTD revenues and expenditures compare to budget:

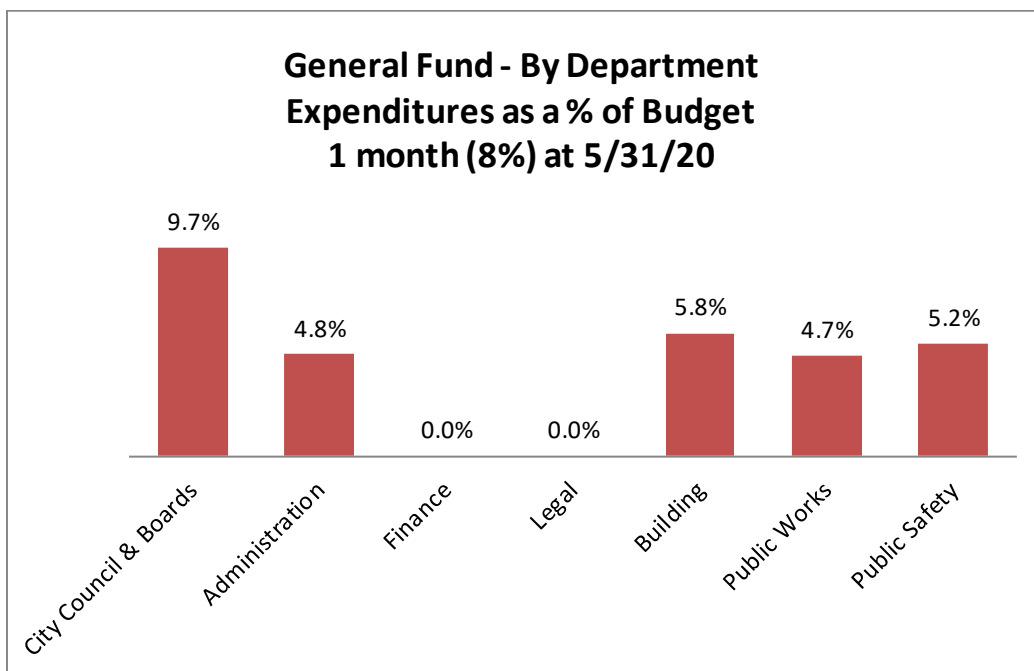




### Revenue and Expenditures – By Fund

As detailed in the following table on pg. 3-5, the City’s overall YTD revenue is currently 9.54% of budget and the YTD expenses are coming in favorably at 4.11% of budget (8% of the year has elapsed). The following budget variances are worth noting:

- General Fund – Expenses across all departments have been monitored closely to capitalize on lower costs and efficiencies where possible. The chart below shows departmental expenses as a % of current budget. All department expenditures are within acceptable range. For Finance and Legal services, the monthly charges for May 2020 will be paid in June 2020.



- General Fund – Total General Fund revenue is running at 11.29% of budget with 8% of the year elapsed. Of special note –
  - Income tax – actual \$164.6k is 12.9% of budget
  - Vehicle stickers – actual \$93.4k is 12.6% of budget
- Motor Fuel Tax Fund – Revenue is currently at 37.7% of budget. No MFT approved expenses have been incurred to date.
- Tourism Fund – Tourism Fund revenue includes receipts from 3 of the hotels in Prospect Heights (Ramada, Hotel 6 and Sherwood). Receipts from the other hotels are currently past due and only third party vendor beautification costs have been paid from cash balances on hand.
- Solid Waste – Franchise fee revenue is received from the City’s Disposal contractor and is currently 2 months past due. The vendor has been contacted and we’re awaiting payment.
- Water Fund – Revenue is in line with budget at 8.2% while expenses are underbudget at 2.4%. Budgeted expenditures for capital outlay totalling \$10k have not yet been incurred.
- Parking Fund – Currently, due to the impact of COVID-19, there has been minimal revenue earned to date.
- Sewer Fund –The next billing cycle will be in July 2020. System Improvement costs were budgeted for \$482k of which no costs have yet been incurred.

<b>REVENUE &amp; EXPENDITURES - BY FUND</b>						
<b>PERIOD ENDING MAY 31, 2020</b>						
<b>PERCENTAGE OF YEAR COMPLETED: 8%</b>						
		<b>ACTUAL</b>	<b>FY 2021</b>	<b>% OF</b>	<b>ACTUAL</b>	<b>BUDGET</b>
		<b>YTD</b>	<b>BUDGET</b>	<b>BUDGET</b>	<b>INCR (DECR)</b>	<b>INCR (DECR)</b>
<b>TOTALS - ALL FUNDS</b>						
	<b>Revenues</b>	1,308,850	13,721,950	9.54%		
	<b>Expenses</b>	(613,944)	(14,929,690)	4.11%		
		694,906	(1,207,740)		694,906	(1,207,740)
<b>General Fund</b>						
	Revenues	872,024	7,725,350	11.29%	458,167	(1,180,600)
	Expenses	(413,858)	(8,905,950)	4.65%		
<b>Motor Fuel Tax Fund</b>						
	Revenues	266,436	706,700	37.70%	266,436	438,700
	Expenses	-	(268,000)	0.00%		
<b>Palatine/Milwaukee TIF Fund</b>						
	Revenues	1,467	673,000	0.22%	1,467	457,825
	Expenses	-	(215,175)	0.00%		
<b>Tourism Fund</b>						
	Revenues	8,119	526,500	1.54%	7,092	2,250
	Expenses	(1,026)	(524,250)	0.20%		
<b>DEA Seizure Fund</b>						
	Revenues	14	-	NA	(2,852)	(135,500)
	Expenses	(2,866)	(135,500)	2.11%		
<b>Development Fund</b>						
	Revenues	-	-	#DIV/0!	-	-
	Expenses	-	-	#DIV/0!		
<b>Solid Waste Disposal Fund</b>						
	Revenues	78,778	465,200	16.93%	49,208	(24,800)
	Expenses	(29,570)	(490,000)	6.03%		
<b>Palatine Road TIF Fund</b>						
	Revenues	16	100,200	0.02%	16	86,025
	Expenses	-	(14,175)	0.00%		
<b>SSA 1 Fund</b>						
	Revenues	0	-	#DIV/0!	0	-
	Expenses	-	-	#DIV/0!		
<b>SSA 2 Fund</b>						
	Revenues	1	-	#DIV/0!	1	(29,000)
	Expenses	-	(29,000)	0.00%		
<b>SSA 3 Fund</b>						
	Revenues	6	-	#DIV/0!	6	(320,000)
	Expenses	-	(320,000)	0.00%		
<b>SSA 4 Fund</b>						
	Revenues	1	-	#DIV/0!	1	(29,000)
	Expenses	-	(29,000)	0.00%		
<b>SSA 5 Fund</b>						
	Revenues	120	25,500	0.47%	120	8,500
	Expenses	-	(17,000)	0.00%		
<b>SSA 6 Debt Fund</b>						
	Revenues	1,516	212,500	0.71%	(24,729)	10
	Expenses	(26,245)	(212,490)	12.35%		



<b>REVENUE &amp; EXPENDITURES - BY FUND</b>						
<b>PERIOD ENDING MAY 31, 2020</b>						
<b>PERCENTAGE OF YEAR COMPLETED: 8%</b>						
		<b>ACTUAL</b>	<b>FY 2018</b>	<b>% OF</b>	<b>ACTUAL</b>	<b>BUDGET</b>
		<b>YTD</b>	<b>BUDGET</b>	<b>BUDGET</b>	<b>INCR (DECR)</b>	<b>INCR (DECR)</b>
<b>SSA 8 Fund</b>						
	Revenues	541	133,000	0.41%	541	117,850
	Expenses	-	(15,150)	0.00%		
<b>Capital Improvement</b>						
	Revenues	-	-	#DIV/0!	-	(697,000)
	Expenses	-	(697,000)	0.00%		
<b>Road Construction Debt Fund</b>						
	Revenues	5,231	1,314,000	0.40%	(109,449)	2,140
	Expenses	(114,680)	(1,311,860)	8.74%		
<b>Water Fund</b>						
	Revenues	74,584	912,500	8.17%	53,854	49,710
	Expenses	(20,731)	(862,790)	2.40%		
<b>Parking Fund</b>						
	Revenues	57	120,000	0.05%	57	250
	Expenses	-	(119,750)	0.00%		
<b>Sewer Fund</b>						
	Revenues	(59)	807,500	-0.01%	(5,028)	44,900
	Expenses	(4,968)	(762,600)	0.65%		
<b>TOTALS - ALL FUNDS</b>					<b>694,906</b>	<b>(1,207,740)</b>
	<b>Revenues</b>	<b>1,308,850</b>	<b>13,721,950</b>			
	<b>Expenses</b>	<b>(613,944)</b>	<b>(14,929,690)</b>			
		<b>694,906</b>	<b>(1,207,740)</b>			

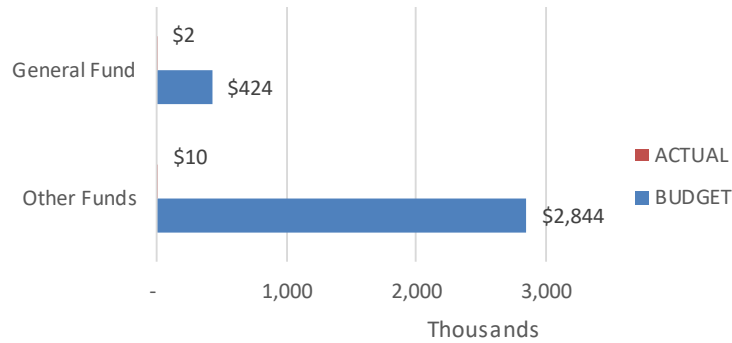
### General Fund Summary

At May 31, 2020, the City's General Fund actual revenue of \$872,024 was \$458,167 higher than actual expenses compared to the prior fiscal year where the revenues were \$476,997 in excess of expenses.

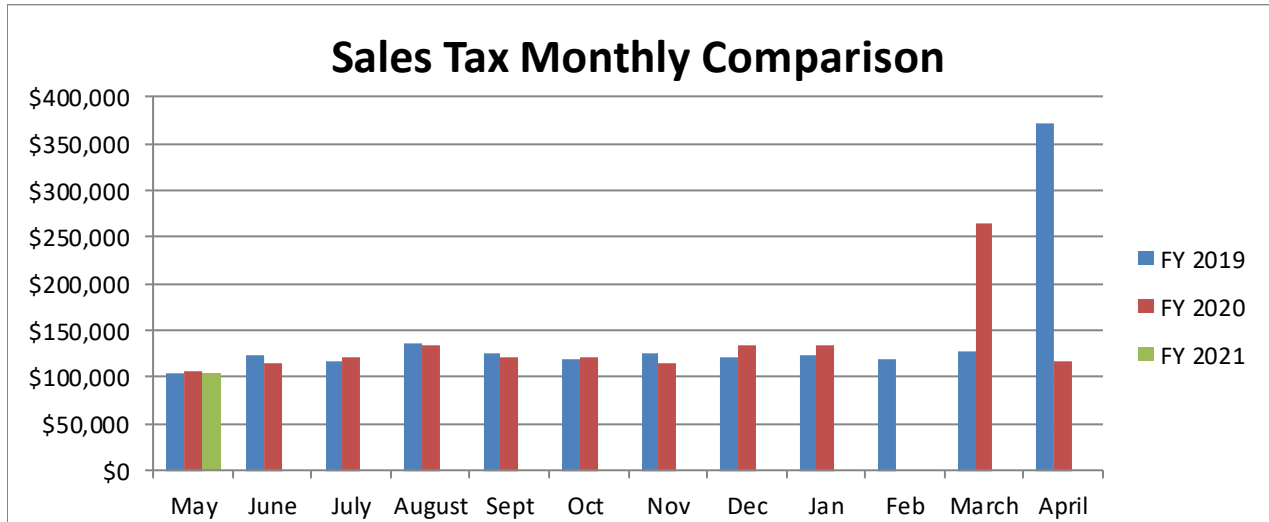
### Major Revenues

**Property Taxes** – For all funds, the City has collected a total of \$11k or .4 % of budgeted property taxes. With tax payments in Cook County due August 1 and March 1, the majority of this revenue is received in the months prior to and just after those dates. The next significant collection is expected in August, 2020.

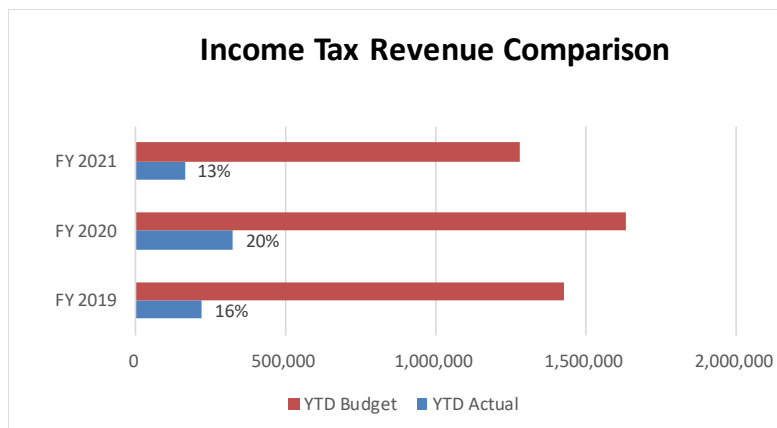
**Property Tax ('000s)  
1 Month at 5/31/20**



**Sales Taxes** – Year to date sales tax revenue of \$103k is less than the same months last year by \$3k, yet is higher than the monthly budget by \$3k. May 2020 receipts were consistent with last year.



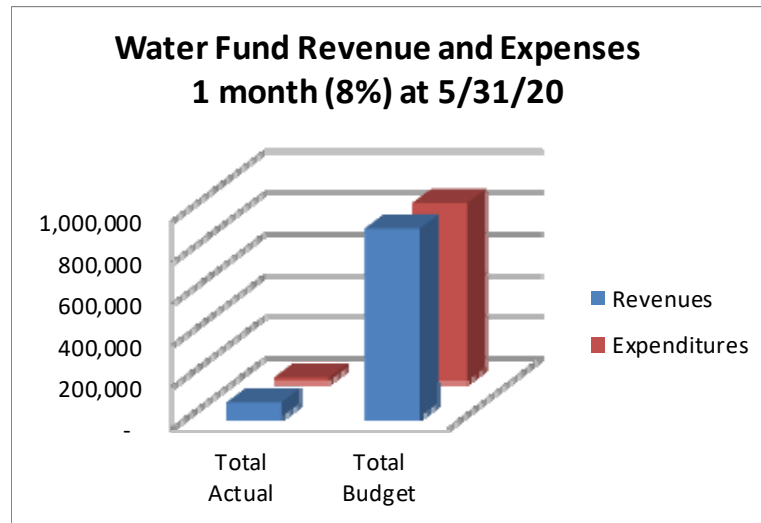
**Income Taxes** – As of May 31, 2020, income tax revenue of \$164k represents 13% of budget. At the same time last year, income tax revenue was \$326k or 20% of budget. Reduced receipts are reflective of the deferment of income tax filings until July 2020 due to the impact of COVID-19 implications.



## Enterprise Funds

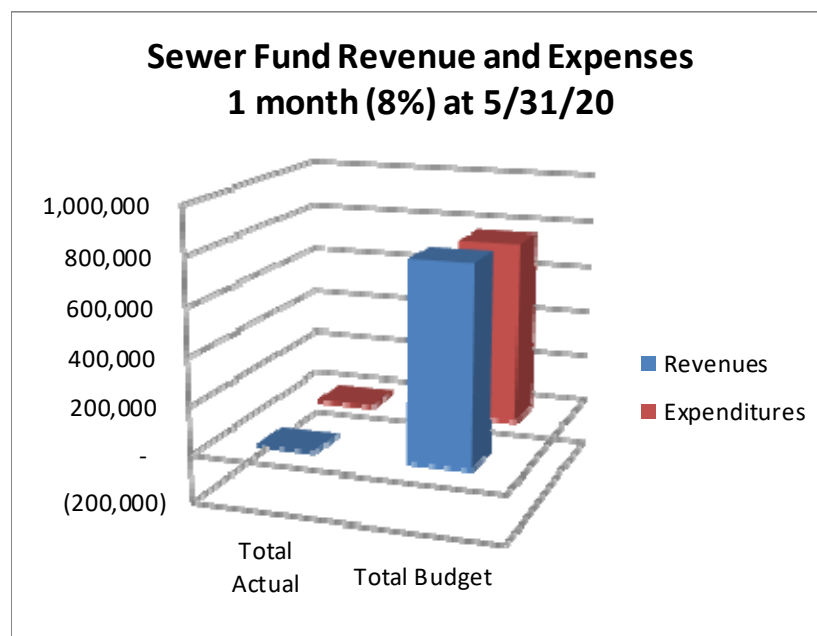
### Water Fund

Water fund revenue is budgeted at \$912,500 for the entire fiscal year. Through May 2020, actual revenues are \$74k or 8% of budget compared to \$85k or 10% of budget for the same period last year. Water fund actual expenditures through May 2020 total \$21k or 2% of budget compared to \$14k or 2% of the budget for the same period last year.



### Sewer Fund

Sewer fund revenue is budgeted at \$807,500 for the entire fiscal year. Through May, the actual revenues are \$0 or 0% of budget compared to \$0 or 0% of budget for the same period last year. Sewer fund actual expenditures through May total \$5k or 1% of budget compared to \$7k or 1% of the budget for the same period last year. System improvement costs are budgeted at \$483k, of which no costs have yet been incurred.



CITY OF PROSPECT HEIGHTS  
REVENUES WITH COMPARISON TO BUDGET  
FOR THE 1 MONTHS ENDING MAY 31, 2020

GENERAL FUND

	PERIOD ACTUAL	YTD ACTUAL	BUDGET	UNEARNED	PCNT
<u>LOCAL TAXES</u>					
01-105-3000 REAL ESTATE TAXES	1,391.98	1,391.98	396,300.00	394,908.02	.4
01-105-3005 USE TAX	40,409.05	40,409.05	432,750.00	392,340.95	9.3
01-105-3006 NON-HOME RULE SALES TAX	21,743.20	21,743.20	236,250.00	214,506.80	9.2
01-105-3010 UTILITY - ELECTRIC	27,184.47	27,184.47	385,000.00	357,815.53	7.1
01-105-3011 UTILITY - NATURAL GAS	14,838.79	14,838.79	170,000.00	155,161.21	8.7
01-105-3012 UTILITY- TELEPHONE	15,619.64	15,619.64	210,000.00	194,380.36	7.4
01-105-3030 ROAD & BRIDGE TAXES	118.72	118.72	28,000.00	27,881.28	.4
01-105-3040 RENTAL CAR TAXES	1,123.73	1,123.73	13,875.00	12,751.27	8.1
01-105-3050 PLACES FOR EATING TAX	4,376.84	4,376.84	232,500.00	228,123.16	1.9
01-105-3060 HANDLE TAX - OTB	.00	.00	110,250.00	110,250.00	.0
01-105-3064 CANNABIS TAX	737.92	737.92	.00	( 737.92)	.0
01-105-3065 VIDEO GAMING TAX	13,611.18	13,611.18	225,000.00	211,388.82	6.1
01-105-3066 PULL TAB/CHARITABLE GAMING TAX	.00	.00	7,500.00	7,500.00	.0
01-105-3070 AMUSEMENT TAX	.00	.00	1,000.00	1,000.00	.0
<b>TOTAL LOCAL TAXES</b>	<b>141,155.52</b>	<b>141,155.52</b>	<b>2,448,425.00</b>	<b>2,307,269.48</b>	<b>5.8</b>
<u>INTERGOVERNMENTAL REVENUES</u>					
01-110-3100 INCOME TAXES	164,659.74	164,659.74	1,280,250.00	1,115,590.26	12.9
01-110-3101 PERSONAL PROPERTY REPLACE TAX	.00	.00	6,000.00	6,000.00	.0
01-110-3110 SALES TAXES	82,098.57	82,098.57	870,000.00	787,901.43	9.4
01-110-3111 GLENVIEW SHARED REVENUE	37,484.58	37,484.58	22,500.00	( 14,984.58)	166.6
01-110-3113 AIRPORT SHARING REVENUE	220,679.62	220,679.62	.00	( 220,679.62)	.0
<b>TOTAL INTERGOVERNMENTAL REVENUES</b>	<b>504,922.51</b>	<b>504,922.51</b>	<b>2,178,750.00</b>	<b>1,673,827.49</b>	<b>23.2</b>
<u>GRANTS REVENUE</u>					
01-115-3210 GRANT - VOCA	.00	.00	10,800.00	10,800.00	.0
01-115-3213 GRANT - STEP	.00	.00	12,000.00	12,000.00	.0
01-115-3246 GRANT-POLICE EQUIPMENT	.00	.00	3,000.00	3,000.00	.0
01-115-3247 GRANT - POLICE TOBACCO	.00	.00	3,000.00	3,000.00	.0
<b>TOTAL GRANTS REVENUE</b>	<b>.00</b>	<b>.00</b>	<b>28,800.00</b>	<b>28,800.00</b>	<b>.0</b>
<u>LICENSES &amp; FEES</u>					
01-120-3300 VEHICLE STICKERS	91,301.00	91,301.00	725,000.00	633,699.00	12.6
01-120-3310 VEH. STICKERS SENIORS	2,176.00	2,176.00	35,000.00	32,824.00	6.2
01-120-3320 VEH. STICKERS LATE FEES	.00	.00	15,000.00	15,000.00	.0
01-120-3321 VEH. STICKERS TRANSFERS	14.00	14.00	1,500.00	1,486.00	.9
01-120-3342 LICENSES - ANIMALS	1,216.00	1,216.00	10,500.00	9,284.00	11.6
01-120-3343 LICENSES - LIQUOR	.00	.00	90,000.00	90,000.00	.0
01-120-3344 LICENSES - BUSINESS	352.00	352.00	50,000.00	49,648.00	.7
01-120-3346 LICENSES - CONTRACTORS	1,500.00	1,500.00	30,000.00	28,500.00	5.0
01-120-3348 LICENSE - AGREEMENTS	1,192.23	1,192.23	12,000.00	10,807.77	9.9
<b>TOTAL LICENSES &amp; FEES</b>	<b>97,751.23</b>	<b>97,751.23</b>	<b>969,000.00</b>	<b>871,248.77</b>	<b>10.1</b>
<u>FRANCHISE FEES</u>					
01-125-3350 CABLE FRANCHISE FEES	41,510.18	41,510.18	220,000.00	178,489.82	18.9
01-125-3351 CABLE FRANCHISE - PEG FEES	2,720.45	2,720.45	12,000.00	9,279.55	22.7
01-125-3355 SOLID WASTE FRANCHISE FEES	16,270.00	16,270.00	95,000.00	78,730.00	17.1
01-125-3360 NATURAL GAS FRANCHISE FEES	.00	.00	21,000.00	21,000.00	.0
<b>TOTAL FRANCHISE FEES</b>	<b>60,500.63</b>	<b>60,500.63</b>	<b>348,000.00</b>	<b>287,499.37</b>	<b>17.4</b>

CITY OF PROSPECT HEIGHTS  
REVENUES WITH COMPARISON TO BUDGET  
FOR THE 1 MONTHS ENDING MAY 31, 2020

GENERAL FUND

	PERIOD ACTUAL	YTD ACTUAL	BUDGET	UNEARNED	PCNT
<u>BUILDING &amp; ZONING FEES</u>					
01-130-3400	11,281.00	11,281.00	142,500.00	131,219.00	7.9
01-130-3402	2,650.00	2,650.00	2,500.00	( 150.00)	106.0
01-130-3403	100.00	100.00	5,000.00	4,900.00	2.0
01-130-3404	150.00	150.00	1,500.00	1,350.00	10.0
01-130-3405	.00	.00	300.00	300.00	.0
01-130-3406	400.00	400.00	9,150.00	8,750.00	4.4
01-130-3407	671.00	671.00	10,000.00	9,329.00	6.7
01-130-3408	1,200.00	1,200.00	10,000.00	8,800.00	12.0
01-130-3410	75.00	75.00	500.00	425.00	15.0
01-130-3411	8,375.00	8,375.00	225,625.00	217,250.00	3.7
	<u>24,902.00</u>	<u>24,902.00</u>	<u>407,075.00</u>	<u>382,173.00</u>	<u>6.1</u>
<u>PUBLIC SAFETY FINES &amp; FEES</u>					
01-140-3500	12,999.76	12,999.76	175,000.00	162,000.24	7.4
01-140-3505	3,585.32	3,585.32	300,000.00	296,414.68	1.2
01-140-3510	.00	.00	1,000.00	1,000.00	.0
01-140-3515	500.00	500.00	55,000.00	54,500.00	.9
01-140-3520	1,463.58	1,463.58	10,000.00	8,536.42	14.6
01-140-3525	480.00	480.00	11,000.00	10,520.00	4.4
	<u>19,028.66</u>	<u>19,028.66</u>	<u>552,000.00</u>	<u>532,971.34</u>	<u>3.5</u>
<u>PUBLIC SAFETY SPECIAL REVENUE</u>					
01-145-3550	.00	.00	2,000.00	2,000.00	.0
01-145-3551	.00	.00	12,000.00	12,000.00	.0
01-145-3553	.00	.00	42,000.00	42,000.00	.0
01-145-3555	.00	.00	5,000.00	5,000.00	.0
01-145-3745	.00	.00	1,500.00	1,500.00	.0
	<u>.00</u>	<u>.00</u>	<u>62,500.00</u>	<u>62,500.00</u>	<u>.0</u>
<u>INTERFUND SERVICE CHARGES</u>					
01-150-3613	.00	.00	60,000.00	60,000.00	.0
01-150-3617	.00	.00	100,000.00	100,000.00	.0
	<u>.00</u>	<u>.00</u>	<u>160,000.00</u>	<u>160,000.00</u>	<u>.0</u>
<u>REIMBURSABLE INCOME</u>					
01-155-3700	.00	.00	60,000.00	60,000.00	.0
01-155-3702	4,488.68	4,488.68	56,000.00	51,511.32	8.0
01-155-3703	3,564.97	3,564.97	50,000.00	46,435.03	7.1
01-155-3720	.00	.00	6,600.00	6,600.00	.0
01-155-3730	.00	.00	10,000.00	10,000.00	.0
01-155-3741	.00	.00	1,500.00	1,500.00	.0
	<u>8,053.65</u>	<u>8,053.65</u>	<u>184,100.00</u>	<u>176,046.35</u>	<u>4.4</u>

CITY OF PROSPECT HEIGHTS  
REVENUES WITH COMPARISON TO BUDGET  
FOR THE 1 MONTHS ENDING MAY 31, 2020

GENERAL FUND

	PERIOD ACTUAL	YTD ACTUAL	BUDGET	UNEARNED	PCNT	
<u>OTHER REVENUES</u>						
01-160-3800	INTEREST INCOME	1,351.42	1,351.42	70,000.00	68,648.58	1.9
01-160-3801	INTEREST INCOME - IL FUNDS	3,609.22	3,609.22	80,000.00	76,390.78	4.5
01-160-3802	DIVIDEND INCOME - PMA	1,108.76	1,108.76	30,000.00	28,891.24	3.7
01-160-3803	REALIZED/UNREALIZED G/L-PMA	9,530.48	9,530.48	.00	( 9,530.48)	.0
01-160-3810	NEWSLETTER ADVERTISING	.00	.00	2,000.00	2,000.00	.0
01-160-3811	BUS SHELTERS AD REVENUE	.00	.00	3,000.00	3,000.00	.0
01-160-3815	SPONSORSHIP & CONTRIBUTIONS	.00	.00	8,000.00	8,000.00	.0
01-160-3820	SALE OF CITY PROPERTY	.00	.00	6,000.00	6,000.00	.0
01-160-3830	GASOLINE REBATE	.00	.00	1,000.00	1,000.00	.0
01-160-3840	AIRPORT MEETING FEES	.00	.00	3,000.00	3,000.00	.0
01-160-3899	MISCELLANEOUS INCOME	110.00	110.00	15,000.00	14,890.00	.7
	TOTAL OTHER REVENUES	15,709.88	15,709.88	218,000.00	202,290.12	7.2
<u>OTHER FINANCING SOURCES</u>						
01-200-3990	INTERFUND TRANSFER IN	.00	.00	168,700.00	168,700.00	.0
	TOTAL OTHER FINANCING SOURCES	.00	.00	168,700.00	168,700.00	.0
	TOTAL FUND REVENUE	872,024.08	872,024.08	7,725,350.00	6,853,325.92	11.3

CITY OF PROSPECT HEIGHTS  
EXPENDITURES WITH COMPARISON TO BUDGET  
FOR THE 1 MONTHS ENDING MAY 31, 2020

GENERAL FUND

	PERIOD ACTUAL	YTD ACTUAL	BUDGET	UNEXPENDED	PCNT
<u>CITY COUNCIL &amp; BOARDS</u>					
01-310-4000 WAGES	2,250.00	2,250.00	30,400.00	28,150.00	7.4
01-310-4200 SOCIAL SECURITY	139.50	139.50	2,000.00	1,860.50	7.0
01-310-4210 MEDICARE	32.66	32.66	500.00	467.34	6.5
01-310-5100 PROFESSIONAL SERVICES	.00	.00	1,000.00	1,000.00	.0
01-310-5300 ALDERMANIC EXPENSES	.00	.00	4,300.00	4,300.00	.0
01-310-5310 MEMBERSHIPS	8,291.00	8,291.00	12,600.00	4,309.00	65.8
01-310-5330 TRAINING	.00	.00	400.00	400.00	.0
01-310-5950 SPECIAL EVENTS	.00	.00	49,000.00	49,000.00	.0
01-310-5960 NRC OPERATIONS	.00	.00	4,150.00	4,150.00	.0
01-310-7020 EQUIPMENT	1,498.90	1,498.90	20,945.00	19,446.10	7.2
<b>TOTAL CITY COUNCIL &amp; BOARDS</b>	<b>12,212.06</b>	<b>12,212.06</b>	<b>125,295.00</b>	<b>113,082.94</b>	<b>9.8</b>
<u>ADMINISTRATION</u>					
01-320-4000 WAGES	25,721.27	25,721.27	401,000.00	375,278.73	6.4
01-320-4003 WAGES - PART-TIME	2,116.16	2,116.16	5,000.00	2,883.84	42.3
01-320-4100 HEALTH INSURANCE	181.50	181.50	40,000.00	39,818.50	.5
01-320-4110 LIFE INSURANCE	45.38	45.38	360.00	314.62	12.6
01-320-4200 SOCIAL SECURITY	1,714.03	1,714.03	24,000.00	22,285.97	7.1
01-320-4210 MEDICARE	400.87	400.87	5,900.00	5,499.13	6.8
01-320-4220 IMRF	4,130.93	4,130.93	55,000.00	50,869.07	7.5
01-320-5100 PROFESSIONAL SERVICES	.00	.00	12,500.00	12,500.00	.0
01-320-5105 PROFESSIONAL FEES - ENGR	.00	.00	60,000.00	60,000.00	.0
01-320-5106 PROFESSIONAL FEES - GOV IT SYS	.00	.00	15,000.00	15,000.00	.0
01-320-5130 COMPUTER CONSULTANT	3,510.00	3,510.00	48,000.00	44,490.00	7.3
01-320-5200 POSTAGE	.00	.00	12,000.00	12,000.00	.0
01-320-5220 PHOTOCOPY	421.69	421.69	12,000.00	11,578.31	3.5
01-320-5221 PRINTING	55.00	55.00	17,000.00	16,945.00	.3
01-320-5222 LEGAL NOTICES	.00	.00	2,000.00	2,000.00	.0
01-320-5230 WEBSITE	.00	.00	7,200.00	7,200.00	.0
01-320-5310 MEMBERSHIPS	.00	.00	2,500.00	2,500.00	.0
01-320-5330 TRAINING	.00	.00	3,500.00	3,500.00	.0
01-320-5410 UTILITIES	.00	.00	65,000.00	65,000.00	.0
01-320-5430 CREDIT CARD & BANK CHARGES	.00	.00	11,000.00	11,000.00	.0
01-320-5500 LIABILITY INSURANCE	.00	.00	8,000.00	8,000.00	.0
01-320-5501 INSURANCE DEDUCTIBLES	.00	.00	2,500.00	2,500.00	.0
01-320-5530 WORKERS COMPENSATION INSURANCE	281.01	281.01	.00	( 281.01)	.0
01-320-5700 OFFICE SUPPLIES	684.95	684.95	8,000.00	7,315.05	8.6
01-320-5710 OPERATING SUPPLIES	.00	.00	1,000.00	1,000.00	.0
01-320-5751 GASOLINE	.00	.00	300.00	300.00	.0
01-320-5951 EMPLOYEE RECOGNITION	.00	.00	350.00	350.00	.0
01-320-7020 EQUIPMENT	.00	.00	6,000.00	6,000.00	.0
<b>TOTAL ADMINISTRATION</b>	<b>39,262.79</b>	<b>39,262.79</b>	<b>825,110.00</b>	<b>785,847.21</b>	<b>4.8</b>
<u>FINANCE</u>					
01-322-5101 AUDIT & FINANCE FEES	.00	.00	15,400.00	15,400.00	.0
01-322-5102 FINANCIAL SERVICES	.00	.00	160,000.00	160,000.00	.0
01-322-5310 MEMBERSHIPS	.00	.00	1,000.00	1,000.00	.0
01-322-5541 ACCTG SERVICE FEES	.00	.00	7,500.00	7,500.00	.0
<b>TOTAL FINANCE</b>	<b>.00</b>	<b>.00</b>	<b>183,900.00</b>	<b>183,900.00</b>	<b>.0</b>
<u>LEGAL</u>					
01-324-5120 CITY ATTORNEY	.00	.00	240,000.00	240,000.00	.0
01-324-5122 CITY PROSECUTOR	.00	.00	42,000.00	42,000.00	.0
01-324-5123 LABOR ATTORNEY	.00	.00	40,000.00	40,000.00	.0
01-324-5125 OUTSIDE COUNSEL	.00	.00	5,000.00	5,000.00	.0
<b>TOTAL LEGAL</b>	<b>.00</b>	<b>.00</b>	<b>327,000.00</b>	<b>327,000.00</b>	<b>.0</b>

CITY OF PROSPECT HEIGHTS  
EXPENDITURES WITH COMPARISON TO BUDGET  
FOR THE 1 MONTHS ENDING MAY 31, 2020

GENERAL FUND

	PERIOD ACTUAL	YTD ACTUAL	BUDGET	UNEXPENDED	PCNT	
<u>BUILDING DEPARTMENT</u>						
01-340-4000	WAGES	24,695.85	24,695.85	329,000.00	304,304.15	7.5
01-340-4100	HEALTH INSURANCE	360.00	360.00	58,000.00	57,640.00	.6
01-340-4110	LIFE INSURANCE	65.70	65.70	400.00	334.30	16.4
01-340-4200	SOCIAL SECURITY	1,310.52	1,310.52	20,500.00	19,189.48	6.4
01-340-4210	MEDICARE	346.82	346.82	4,800.00	4,453.18	7.2
01-340-4220	IMRF	3,465.34	3,465.34	47,500.00	44,034.66	7.3
01-340-5100	PROFESSIONAL SERVICES	1,040.75	1,040.75	61,800.00	60,759.25	1.7
01-340-5111	BILLABLE ENGINEERING	.00	.00	7,500.00	7,500.00	.0
01-340-5221	PRINTING	.00	.00	1,500.00	1,500.00	.0
01-340-5222	LEGAL NOTICES	.00	.00	2,000.00	2,000.00	.0
01-340-5310	MEMBERSHIPS	.00	.00	920.00	920.00	.0
01-340-5330	TRAINING	.00	.00	2,000.00	2,000.00	.0
01-340-5500	LIABILITY INSURANCE	.00	.00	1,000.00	1,000.00	.0
01-340-5530	WORKERS COMPENSATION INSURANCE	325.15	325.15	3,950.00	3,624.85	8.2
01-340-5700	OFFICE SUPPLIES	.00	.00	3,500.00	3,500.00	.0
01-340-5751	GASOLINE	.00	.00	2,000.00	2,000.00	.0
01-340-5820	PUBLICATIONS	.00	.00	1,000.00	1,000.00	.0
01-340-7020	EQUIPMENT	181.09	181.09	4,000.00	3,818.91	4.5
	TOTAL BUILDING DEPARTMENT	31,791.22	31,791.22	551,370.00	519,578.78	5.8
<u>PUBLIC WORKS</u>						
01-350-4000	WAGES	28,441.60	28,441.60	381,000.00	352,558.40	7.5
01-350-4001	ALLOCATED WAGES & BENEFITS	.00	.00	( 45,000.00)	( 45,000.00)	.0
01-350-4003	WAGES - PART-TIME	.00	.00	14,000.00	14,000.00	.0
01-350-4010	OVERTIME	381.55	381.55	30,000.00	29,618.45	1.3
01-350-4100	HEALTH INSURANCE	8,666.40	8,666.40	122,000.00	113,333.60	7.1
01-350-4110	LIFE INSURANCE	94.88	94.88	500.00	405.12	19.0
01-350-4200	SOCIAL SECURITY	1,757.31	1,757.31	25,000.00	23,242.69	7.0
01-350-4210	MEDICARE	410.98	410.98	6,000.00	5,589.02	6.9
01-350-4220	IMRF	4,346.79	4,346.79	58,900.00	54,553.21	7.4
01-350-5020	VEHICLE MAINTENANCE	1,150.62	1,150.62	50,000.00	48,849.38	2.3
01-350-5031	SIGNAL MAINTENANCE	2,282.06	2,282.06	22,000.00	19,717.94	10.4
01-350-5100	PROFESSIONAL SERVICES	.00	.00	19,000.00	19,000.00	.0
01-350-5103	PROF SERVICES - FORESTRY	.00	.00	20,000.00	20,000.00	.0
01-350-5104	PROF SERVICES - BUILDING MAIN	477.26	477.26	46,000.00	45,522.74	1.0
01-350-5106	PROF SERVICES - STREETS/DRAIN	.00	.00	25,000.00	25,000.00	.0
01-350-5310	MEMBERSHIPS	.00	.00	3,500.00	3,500.00	.0
01-350-5330	TRAINING	.00	.00	6,000.00	6,000.00	.0
01-350-5410	UTILITIES	.00	.00	7,000.00	7,000.00	.0
01-350-5411	WATER AND ELECTRIC PURCHASES	468.93	468.93	11,000.00	10,531.07	4.3
01-350-5421	DUMP CHARGES	.00	.00	2,000.00	2,000.00	.0
01-350-5500	LIABILITY INSURANCE PREMIUM	.00	.00	34,000.00	34,000.00	.0
01-350-5510	RENTAL EQUIPMENT	.00	.00	2,000.00	2,000.00	.0
01-350-5530	WORKERS COMPENSATION INSURANCE	1,373.71	1,373.71	16,700.00	15,326.29	8.2
01-350-5610	EQUIPMENT MAINTENANCE	7.60	7.60	5,000.00	4,992.40	.2
01-350-5632	ICE CONTROL MAINTENANCE	.00	.00	65,000.00	65,000.00	.0
01-350-5634	STONE & CONCRETE	.00	.00	5,000.00	5,000.00	.0
01-350-5635	STORM SEWER & PIPE	.00	.00	4,000.00	4,000.00	.0
01-350-5650	LANDSCAPE SUPPLIES	561.59	561.59	20,000.00	19,438.41	2.8
01-350-5700	OFFICE SUPPLIES	.00	.00	1,500.00	1,500.00	.0
01-350-5710	OPERATING SUPPLIES	141.91	141.91	17,500.00	17,358.09	.8
01-350-5721	SIGNS	86.40	86.40	25,000.00	24,913.60	.4
01-350-5730	TOOLS	.00	.00	4,000.00	4,000.00	.0
01-350-5751	GASOLINE	.00	.00	18,000.00	18,000.00	.0
01-350-7011	IMPROVEMENTS - PW	.00	.00	25,000.00	25,000.00	.0
01-350-7020	EQUIPMENT	.00	.00	25,000.00	25,000.00	.0
01-350-7023	SAFETY EQUIPMENT	.00	.00	5,000.00	5,000.00	.0
01-350-7025	SOFTWARE	.00	.00	2,500.00	2,500.00	.0
	TOTAL PUBLIC WORKS	50,649.59	50,649.59	1,079,100.00	1,028,450.41	4.7



CITY OF PROSPECT HEIGHTS  
EXPENDITURES WITH COMPARISON TO BUDGET  
FOR THE 1 MONTHS ENDING MAY 31, 2020

GENERAL FUND

	PERIOD ACTUAL	YTD ACTUAL	BUDGET	UNEXPENDED	PCNT
<u>PUBLIC SAFETY</u>					
01-360-4000	51,530.79	51,530.79	608,000.00	556,469.21	8.5
01-360-4001	133,181.94	133,181.94	1,963,000.00	1,829,818.06	6.8
01-360-4002	.00	.00	51,000.00	51,000.00	.0
01-360-4004	5,195.00	5,195.00	120,000.00	114,805.00	4.3
01-360-4010	48.52	48.52	3,000.00	2,951.48	1.6
01-360-4011	2,119.32	2,119.32	172,000.00	169,880.68	1.2
01-360-4100	9,728.84	9,728.84	452,000.00	442,271.16	2.2
01-360-4110	442.56	442.56	3,500.00	3,057.44	12.6
01-360-4200	1,866.85	1,866.85	26,000.00	24,133.15	7.2
01-360-4210	2,752.04	2,752.04	37,000.00	34,247.96	7.4
01-360-4220	2,502.85	2,502.85	35,000.00	32,497.15	7.2
01-360-4230	1,391.98	1,391.98	396,326.00	394,934.02	.4
01-360-4231	.00	.00	658,882.00	658,882.00	.0
01-360-5100	.00	.00	20,000.00	20,000.00	.0
01-360-5101	.00	.00	83,000.00	83,000.00	.0
01-360-5140	.00	.00	1,500.00	1,500.00	.0
01-360-5141	.00	.00	4,000.00	4,000.00	.0
01-360-5200	.00	.00	2,000.00	2,000.00	.0
01-360-5220	1,376.59	1,376.59	15,600.00	14,223.41	8.8
01-360-5221	.00	.00	3,000.00	3,000.00	.0
01-360-5240	20,305.19	20,305.19	255,000.00	234,694.81	8.0
01-360-5310	31,801.00	31,801.00	50,100.00	18,299.00	63.5
01-360-5321	30.00	30.00	2,500.00	2,470.00	1.2
01-360-5330	.00	.00	28,000.00	28,000.00	.0
01-360-5340	.00	.00	8,000.00	8,000.00	.0
01-360-5410	.00	.00	7,000.00	7,000.00	.0
01-360-5500	.00	.00	43,000.00	43,000.00	.0
01-360-5510	.00	.00	500.00	500.00	.0
01-360-5520	.00	.00	7,000.00	7,000.00	.0
01-360-5530	9,308.27	9,308.27	113,100.00	103,791.73	8.2
01-360-5610	3,311.75	3,311.75	12,000.00	8,688.25	27.6
01-360-5611	.00	.00	1,000.00	1,000.00	.0
01-360-5700	.00	.00	6,000.00	6,000.00	.0
01-360-5710	.00	.00	9,000.00	9,000.00	.0
01-360-5740	.00	.00	10,000.00	10,000.00	.0
01-360-5741	1,061.46	1,061.46	26,000.00	24,938.54	4.1
01-360-5751	.00	.00	50,000.00	50,000.00	.0
01-360-5820	39.00	39.00	1,060.00	1,021.00	3.7
01-360-5990	374.72	374.72	.00	( 374.72)	.0
01-360-7022	.00	.00	21,000.00	21,000.00	.0
TOTAL PUBLIC SAFETY	278,368.67	278,368.67	5,305,068.00	5,026,699.33	5.3
<u>PUBLIC SAFETY-SPECIAL ACCT EXP</u>					
01-365-5981	1,336.25	1,336.25	20,000.00	18,663.75	6.7
01-365-5982	.00	.00	1,000.00	1,000.00	.0
01-365-5983	.00	.00	5,000.00	5,000.00	.0
TOTAL PUBLIC SAFETY-SPECIAL ACCT EXP	1,336.25	1,336.25	26,000.00	24,663.75	5.1
<u>REIMBURSABLE EXP</u>					
01-370-4101	237.00	237.00	45,000.00	44,763.00	.5
01-370-5102	.00	.00	18,000.00	18,000.00	.0
01-370-5751	.00	.00	7,500.00	7,500.00	.0
TOTAL REIMBURSABLE EXP	237.00	237.00	70,500.00	70,263.00	.3
<u>OTHER EXPENSES</u>					
01-380-5970	.00	.00	1,000.00	1,000.00	.0
01-380-5975	.00	.00	160,000.00	160,000.00	.0
01-380-5999	.00	.00	1,500.00	1,500.00	.0
TOTAL OTHER EXPENSES	.00	.00	162,500.00	162,500.00	.0

CITY OF PROSPECT HEIGHTS  
EXPENDITURES WITH COMPARISON TO BUDGET  
FOR THE 1 MONTHS ENDING MAY 31, 2020

GENERAL FUND

	PERIOD ACTUAL	YTD ACTUAL	BUDGET	UNEXPENDED	PCNT
<u>DEBT SERVICE</u>					
01-400-6000 PRINCIPAL	.00	.00	160,000.00	160,000.00	.0
01-400-6010 INTEREST	.00	.00	29,207.00	29,207.00	.0
TOTAL DEBT SERVICE	.00	.00	189,207.00	189,207.00	.0
<u>PUBLIC SAFETY CAPITAL OUTLAY</u>					
01-560-7020 EQUIPMENT - POLICE	.00	.00	5,900.00	5,900.00	.0
TOTAL PUBLIC SAFETY CAPITAL OUTLAY	.00	.00	5,900.00	5,900.00	.0
<u>OTHER FINANCING USES</u>					
01-600-8090 INTERFUND TRANSFER OUT	.00	.00	55,000.00	55,000.00	.0
TOTAL OTHER FINANCING USES	.00	.00	55,000.00	55,000.00	.0
TOTAL FUND EXPENDITURES	413,857.58	413,857.58	8,905,950.00	8,492,092.42	4.7
NET REVENUE OVER EXPENDITURES	458,166.50	458,166.50	( 1,180,600.00)	( 1,638,766.50)	38.8

CITY OF PROSPECT HEIGHTS  
REVENUES WITH COMPARISON TO BUDGET  
FOR THE 1 MONTHS ENDING MAY 31, 2020

MOTOR FUEL TAX FUND

	PERIOD ACTUAL	YTD ACTUAL	BUDGET	UNEXPENDED	PCNT
<u>REVENUES</u>					
11-100-3801 INTEREST INCOME - IL FUNDS	1,492.73	1,492.73	28,000.00	26,507.27	5.3
TOTAL REVENUES	1,492.73	1,492.73	28,000.00	26,507.27	5.3
<u>INTERGOVERNMENTAL REVENUES</u>					
11-110-3120 MOTOR FUEL TAX	86,387.43	86,387.43	678,700.00	592,312.57	12.7
11-110-3121 MFT REBUILD ILLINOIS	178,555.73	178,555.73	.00	( 178,555.73)	.0
TOTAL INTERGOVERNMENTAL REVENUES	264,943.16	264,943.16	678,700.00	413,756.84	39.0
TOTAL FUND REVENUE	266,435.89	266,435.89	706,700.00	440,264.11	37.7

CITY OF PROSPECT HEIGHTS  
EXPENDITURES WITH COMPARISON TO BUDGET  
FOR THE 1 MONTHS ENDING MAY 31, 2020

MOTOR FUEL TAX FUND

		PERIOD ACTUAL	YTD ACTUAL	BUDGET	UNEXPENDED	PCNT
<u>CAPITAL OUTLAY GENERAL</u>						
11-500-7051	SIDEWALKS	.00	.00	268,000.00	268,000.00	.0
	TOTAL CAPITAL OUTLAY GENERAL	.00	.00	268,000.00	268,000.00	.0
	TOTAL FUND EXPENDITURES	.00	.00	268,000.00	268,000.00	.0
	NET REVENUE OVER EXPENDITURES	266,435.89	266,435.89	438,700.00	172,264.11	60.7

CITY OF PROSPECT HEIGHTS  
 REVENUES WITH COMPARISON TO BUDGET  
 FOR THE 1 MONTHS ENDING MAY 31, 2020

PALATINE/MILWAUKEE TIF FUND

	PERIOD ACTUAL	YTD ACTUAL	BUDGET	UNEXPENDED	PCNT
<u>REVENUES</u>					
12-100-3000 REAL ESTATE TAXES	1,391.29	1,391.29	670,000.00	668,608.71	.2
12-100-3800 INTEREST INCOME	75.26	75.26	3,000.00	2,924.74	2.5
TOTAL REVENUES	<u>1,466.55</u>	<u>1,466.55</u>	<u>673,000.00</u>	<u>671,533.45</u>	<u>.2</u>
TOTAL FUND REVENUE	<u>1,466.55</u>	<u>1,466.55</u>	<u>673,000.00</u>	<u>671,533.45</u>	<u>.2</u>

CITY OF PROSPECT HEIGHTS  
EXPENDITURES WITH COMPARISON TO BUDGET  
FOR THE 1 MONTHS ENDING MAY 31, 2020

PALATINE/MILWAUKEE TIF FUND

	PERIOD ACTUAL	YTD ACTUAL	BUDGET	UNEXPENDED	PCNT
<u>EXPENSES</u>					
12-300-5100 PROFESSIONAL SERVICES	.00	.00	5,000.00	5,000.00	.0
12-300-5101 AUDIT	.00	.00	2,100.00	2,100.00	.0
12-300-5102 FINANCIAL SERVICES	.00	.00	8,075.00	8,075.00	.0
TOTAL EXPENSES	.00	.00	15,175.00	15,175.00	.0
<u>DEPARTMENT 500</u>					
12-500-7050 STREET RESURFACING	.00	.00	200,000.00	200,000.00	.0
TOTAL DEPARTMENT 500	.00	.00	200,000.00	200,000.00	.0
TOTAL FUND EXPENDITURES	.00	.00	215,175.00	215,175.00	.0
NET REVENUE OVER EXPENDITURES	1,466.55	1,466.55	457,825.00	456,358.45	.3

CITY OF PROSPECT HEIGHTS  
REVENUES WITH COMPARISON TO BUDGET  
FOR THE 1 MONTHS ENDING MAY 31, 2020

TOURISM DISTRICT

		PERIOD ACTUAL	YTD ACTUAL	BUDGET	UNEXPENDED	PCNT
<u>REVENUES</u>						
13-100-3020	HOTEL TAXES	8,117.13	8,117.13	525,000.00	516,882.87	1.6
13-100-3800	INTEREST INCOME	1.42	1.42	1,500.00	1,498.58	.1
TOTAL REVENUES		8,118.55	8,118.55	526,500.00	518,381.45	1.5
TOTAL FUND REVENUE		8,118.55	8,118.55	526,500.00	518,381.45	1.5

CITY OF PROSPECT HEIGHTS  
EXPENDITURES WITH COMPARISON TO BUDGET  
FOR THE 1 MONTHS ENDING MAY 31, 2020

TOURISM DISTRICT

	PERIOD ACTUAL	YTD ACTUAL	BUDGET	UNEXPENDED	PCNT	
<u>EXPENSES</u>						
13-300-5101	AUDIT	.00	.00	1,100.00	1,100.00	.0
13-300-5102	FINANCIAL SERVICES	.00	.00	6,750.00	6,750.00	.0
13-300-5108	BEAUTIFICATION	1,026.25	1,026.25	59,000.00	57,973.75	1.7
13-300-5310	MEMBERSHIPS	.00	.00	60,000.00	60,000.00	.0
13-300-5401	SERVICE CHARGE - GENERAL FUND	.00	.00	60,000.00	60,000.00	.0
13-300-5920	GRANT - HOTELS	.00	.00	168,700.00	168,700.00	.0
	TOTAL EXPENSES	1,026.25	1,026.25	355,550.00	354,523.75	.3
<u>OTHER FINANCING USES</u>						
13-600-8090	INTERFUND TRANSFER OUT	.00	.00	168,700.00	168,700.00	.0
	TOTAL OTHER FINANCING USES	.00	.00	168,700.00	168,700.00	.0
	TOTAL FUND EXPENDITURES	1,026.25	1,026.25	524,250.00	523,223.75	.2
	NET REVENUE OVER EXPENDITURES	7,092.30	7,092.30	2,250.00	( 4,842.30)	315.2



CITY OF PROSPECT HEIGHTS  
 REVENUES WITH COMPARISON TO BUDGET  
 FOR THE 1 MONTHS ENDING MAY 31, 2020

DEA SEIZURE FUND

	PERIOD ACTUAL	YTD ACTUAL	BUDGET	UNEXPENDED	PCNT
<u>REVENUES</u>					
16-100-3800 INTEREST INCOME	13.75	13.75	.00	( 13.75)	.0
TOTAL REVENUES	13.75	13.75	.00	( 13.75)	.0
TOTAL FUND REVENUE	13.75	13.75	.00	( 13.75)	.0

CITY OF PROSPECT HEIGHTS  
EXPENDITURES WITH COMPARISON TO BUDGET  
FOR THE 1 MONTHS ENDING MAY 31, 2020

DEA SEIZURE FUND

	PERIOD ACTUAL	YTD ACTUAL	BUDGET	UNEXPENDED	PCNT
<u>EXPENSES</u>					
16-300-4011 OVERTIME - SWORN OFFICERS	2,499.01	2,499.01	18,000.00	15,500.99	13.9
16-300-5100 PROFESSIONAL SERVICES	.00	.00	5,000.00	5,000.00	.0
16-300-5310 MEMBERSHIP	.00	.00	4,000.00	4,000.00	.0
16-300-5330 TRAINING	.00	.00	6,000.00	6,000.00	.0
16-300-5610 EQUIPMENT MAINTENANCE	.00	.00	30,000.00	30,000.00	.0
16-300-5710 OPERATING SUPPLIES	366.80	366.80	9,000.00	8,633.20	4.1
16-300-5720 SMALL EQUIPMENT	.00	.00	3,500.00	3,500.00	.0
<b>TOTAL EXPENSES</b>	<b>2,865.81</b>	<b>2,865.81</b>	<b>75,500.00</b>	<b>72,634.19</b>	<b>3.8</b>
<u>CAPITAL OUTLAY GENERAL</u>					
16-500-7020 EQUIPMENT - CAPITAL	.00	.00	60,000.00	60,000.00	.0
<b>TOTAL CAPITAL OUTLAY GENERAL</b>	<b>.00</b>	<b>.00</b>	<b>60,000.00</b>	<b>60,000.00</b>	<b>.0</b>
<b>TOTAL FUND EXPENDITURES</b>	<b>2,865.81</b>	<b>2,865.81</b>	<b>135,500.00</b>	<b>132,634.19</b>	<b>2.1</b>
<b>NET REVENUE OVER EXPENDITURES</b>	<b>( 2,852.06)</b>	<b>( 2,852.06)</b>	<b>( 135,500.00)</b>	<b>( 132,647.94)</b>	<b>( 2.1)</b>

CITY OF PROSPECT HEIGHTS  
 REVENUES WITH COMPARISON TO BUDGET  
 FOR THE 1 MONTHS ENDING MAY 31, 2020

SOLID WASTE DISPOSAL FUND

	PERIOD ACTUAL	YTD ACTUAL	BUDGET	UNEXPENDED	PCNT
<u>REVENUES</u>					
17-100-3355 SOLID WASTE FEES	78,774.50	78,774.50	463,200.00	384,425.50	17.0
17-100-3800 INTEREST INCOME	3.19	3.19	2,000.00	1,996.81	.2
TOTAL REVENUES	<u>78,777.69</u>	<u>78,777.69</u>	<u>465,200.00</u>	<u>386,422.31</u>	<u>16.9</u>
TOTAL FUND REVENUE	<u>78,777.69</u>	<u>78,777.69</u>	<u>465,200.00</u>	<u>386,422.31</u>	<u>16.9</u>

CITY OF PROSPECT HEIGHTS  
 EXPENDITURES WITH COMPARISON TO BUDGET  
 FOR THE 1 MONTHS ENDING MAY 31, 2020

SOLID WASTE DISPOSAL FUND

	PERIOD ACTUAL	YTD ACTUAL	BUDGET	UNEXPENDED	PCNT
<u>EXPENSES</u>					
17-300-5401 SERVICE CHARGE - GENERAL FUND	.00	.00	100,000.00	100,000.00	.0
17-300-5420 SWANCC CHARGES	29,570.09	29,570.09	390,000.00	360,429.91	7.6
TOTAL EXPENSES	<u>29,570.09</u>	<u>29,570.09</u>	<u>490,000.00</u>	<u>460,429.91</u>	<u>6.0</u>
TOTAL FUND EXPENDITURES	<u>29,570.09</u>	<u>29,570.09</u>	<u>490,000.00</u>	<u>460,429.91</u>	<u>6.0</u>
NET REVENUE OVER EXPENDITURES	<u>49,207.60</u>	<u>49,207.60</u>	<u>( 24,800.00)</u>	<u>( 74,007.60)</u>	<u>198.4</u>

CITY OF PROSPECT HEIGHTS  
 REVENUES WITH COMPARISON TO BUDGET  
 FOR THE 1 MONTHS ENDING MAY 31, 2020

PALATINE ROAD TIF FUND

	PERIOD ACTUAL	YTD ACTUAL	BUDGET	UNEXPENDED	PCNT
<u>REVENUES</u>					
18-100-3000 REAL ESTATE TAXES	.00	.00	100,000.00	100,000.00	.0
18-100-3800 INTEREST INCOME	15.93	15.93	200.00	184.07	8.0
TOTAL REVENUES	15.93	15.93	100,200.00	100,184.07	.0
TOTAL FUND REVENUE	15.93	15.93	100,200.00	100,184.07	.0

CITY OF PROSPECT HEIGHTS  
 EXPENDITURES WITH COMPARISON TO BUDGET  
 FOR THE 1 MONTHS ENDING MAY 31, 2020

PALATINE ROAD TIF FUND

	PERIOD ACTUAL	YTD ACTUAL	BUDGET	UNEXPENDED	PCNT
<u>EXPENSES</u>					
18-300-5100 PROFESSIONAL SERVICES	.00	.00	4,000.00	4,000.00	.0
18-300-5101 AUDIT	.00	.00	2,100.00	2,100.00	.0
18-300-5102 FINANCIAL SERVICES	.00	.00	8,075.00	8,075.00	.0
TOTAL EXPENSES	.00	.00	14,175.00	14,175.00	.0
TOTAL FUND EXPENDITURES	.00	.00	14,175.00	14,175.00	.0
NET REVENUE OVER EXPENDITURES	15.93	15.93	86,025.00	86,009.07	.0

CITY OF PROSPECT HEIGHTS  
REVENUES WITH COMPARISON TO BUDGET  
FOR THE 1 MONTHS ENDING MAY 31, 2020

SSA #1

	PERIOD ACTUAL	YTD ACTUAL	BUDGET	UNEXPENDED	PCNT
<u>REVENUES</u>					
21-100-3800 INTEREST INCOME	.19	.19	.00	( .19)	.0
TOTAL REVENUES	.19	.19	.00	( .19)	.0
TOTAL FUND REVENUE	.19	.19	.00	( .19)	.0
NET REVENUE OVER EXPENDITURES	.19	.19	.00	( .19)	.0

CITY OF PROSPECT HEIGHTS  
REVENUES WITH COMPARISON TO BUDGET  
FOR THE 1 MONTHS ENDING MAY 31, 2020

SSA #2

	PERIOD ACTUAL	YTD ACTUAL	BUDGET	UNEXPENDED	PCNT
<u>REVENUES</u>					
22-100-3800 INTEREST INCOME	.88	.88	.00	( .88)	.0
TOTAL REVENUES	.88	.88	.00	( .88)	.0
TOTAL FUND REVENUE	.88	.88	.00	( .88)	.0



CITY OF PROSPECT HEIGHTS  
 EXPENDITURES WITH COMPARISON TO BUDGET  
 FOR THE 1 MONTHS ENDING MAY 31, 2020

SSA #2

		PERIOD ACTUAL	YTD ACTUAL	BUDGET	UNEXPENDED	PCNT
<u>EXPENSES</u>						
22-300-5100	PROFESSIONAL SERVICES	.00	.00	29,000.00	29,000.00	.0
	TOTAL EXPENSES	.00	.00	29,000.00	29,000.00	.0
	TOTAL FUND EXPENDITURES	.00	.00	29,000.00	29,000.00	.0
	NET REVENUE OVER EXPENDITURES	.88	.88	( 29,000.00)	( 29,000.88)	.0

CITY OF PROSPECT HEIGHTS  
 REVENUES WITH COMPARISON TO BUDGET  
 FOR THE 1 MONTHS ENDING MAY 31, 2020

SSA #3

		PERIOD ACTUAL	YTD ACTUAL	BUDGET	UNEXPENDED	PCNT
<u>REVENUES</u>						
23-100-3800	INTEREST INCOME	5.75	5.75	.00	( 5.75)	.0
	TOTAL REVENUES	5.75	5.75	.00	( 5.75)	.0
	TOTAL FUND REVENUE	5.75	5.75	.00	( 5.75)	.0

CITY OF PROSPECT HEIGHTS  
 EXPENDITURES WITH COMPARISON TO BUDGET  
 FOR THE 1 MONTHS ENDING MAY 31, 2020

SSA #3

	PERIOD ACTUAL	YTD ACTUAL	BUDGET	UNEXPENDED	PCNT
<u>EXPENSES</u>					
23-300-5100 PROFESSIONAL SERVICES	.00	.00	320,000.00	320,000.00	.0
TOTAL EXPENSES	.00	.00	320,000.00	320,000.00	.0
TOTAL FUND EXPENDITURES	.00	.00	320,000.00	320,000.00	.0
NET REVENUE OVER EXPENDITURES	5.75	5.75	( 320,000.00)	( 320,005.75)	.0

CITY OF PROSPECT HEIGHTS  
 REVENUES WITH COMPARISON TO BUDGET  
 FOR THE 1 MONTHS ENDING MAY 31, 2020

SSA #4

	PERIOD ACTUAL	YTD ACTUAL	BUDGET	UNEXPENDED	PCNT
<u>REVENUES</u>					
24-100-3800 INTEREST INCOME	.74	.74	.00	( .74)	.0
TOTAL REVENUES	.74	.74	.00	( .74)	.0
TOTAL FUND REVENUE	.74	.74	.00	( .74)	.0

CITY OF PROSPECT HEIGHTS  
 EXPENDITURES WITH COMPARISON TO BUDGET  
 FOR THE 1 MONTHS ENDING MAY 31, 2020

SSA #4

	PERIOD ACTUAL	YTD ACTUAL	BUDGET	UNEXPENDED	PCNT
<u>EXPENSES</u>					
24-300-5100 PROFESSIONAL SERVICES	.00	.00	29,000.00	29,000.00	.0
TOTAL EXPENSES	.00	.00	29,000.00	29,000.00	.0
TOTAL FUND EXPENDITURES	.00	.00	29,000.00	29,000.00	.0
NET REVENUE OVER EXPENDITURES	.74	.74	( 29,000.00)	( 29,000.74)	.0

CITY OF PROSPECT HEIGHTS  
 REVENUES WITH COMPARISON TO BUDGET  
 FOR THE 1 MONTHS ENDING MAY 31, 2020

SSA #5

		PERIOD ACTUAL	YTD ACTUAL	BUDGET	UNEXPENDED	PCNT
<u>REVENUES</u>						
25-100-3000	REAL ESTATE TAXES	117.28	117.28	25,000.00	24,882.72	.5
25-100-3800	INTEREST INCOME	2.31	2.31	500.00	497.69	.5
	TOTAL REVENUES	119.59	119.59	25,500.00	25,380.41	.5
	TOTAL FUND REVENUE	119.59	119.59	25,500.00	25,380.41	.5

CITY OF PROSPECT HEIGHTS  
 EXPENDITURES WITH COMPARISON TO BUDGET  
 FOR THE 1 MONTHS ENDING MAY 31, 2020

SSA #5

	PERIOD ACTUAL	YTD ACTUAL	BUDGET	UNEXPENDED	PCNT
<u>EXPENSES</u>					
25-300-5050 SYSTEM MAINTENANCE	.00	.00	6,000.00	6,000.00	.0
25-300-5100 PROFESSIONAL SERVICES	.00	.00	10,000.00	10,000.00	.0
25-300-5500 LIABILITY INSURANCE	.00	.00	1,000.00	1,000.00	.0
TOTAL EXPENSES	.00	.00	17,000.00	17,000.00	.0
TOTAL FUND EXPENDITURES	.00	.00	17,000.00	17,000.00	.0
NET REVENUE OVER EXPENDITURES	119.59	119.59	8,500.00	8,380.41	1.4

CITY OF PROSPECT HEIGHTS  
 REVENUES WITH COMPARISON TO BUDGET  
 FOR THE 1 MONTHS ENDING MAY 31, 2020

SSA #8

	PERIOD ACTUAL	YTD ACTUAL	BUDGET	UNEXPENDED	PCNT
<u>REVENUES</u>					
28-100-3000 REAL ESTATE TAXES	533.67	533.67	132,000.00	131,466.33	.4
28-100-3800 INTEREST INCOME	7.21	7.21	1,000.00	992.79	.7
TOTAL REVENUES	540.88	540.88	133,000.00	132,459.12	.4
TOTAL FUND REVENUE	540.88	540.88	133,000.00	132,459.12	.4



CITY OF PROSPECT HEIGHTS  
 EXPENDITURES WITH COMPARISON TO BUDGET  
 FOR THE 1 MONTHS ENDING MAY 31, 2020

SSA #8

	PERIOD ACTUAL	YTD ACTUAL	BUDGET	UNEXPENDED	PCNT
<u>EXPENSES</u>					
28-300-5100 PROFESSIONAL SERVICES	.00	.00	8,000.00	8,000.00	.0
28-300-5500 LIABILITY INSURANCE	.00	.00	1,150.00	1,150.00	.0
28-300-5710 OPERATING SUPPLIES	.00	.00	1,000.00	1,000.00	.0
28-300-7020 EQUIPMENT	.00	.00	5,000.00	5,000.00	.0
TOTAL EXPENSES	.00	.00	15,150.00	15,150.00	.0
TOTAL FUND EXPENDITURES	.00	.00	15,150.00	15,150.00	.0
NET REVENUE OVER EXPENDITURES	540.88	540.88	117,850.00	117,309.12	.5

CITY OF PROSPECT HEIGHTS  
 EXPENDITURES WITH COMPARISON TO BUDGET  
 FOR THE 1 MONTHS ENDING MAY 31, 2020

CAPITAL IMPROVEMENTS

	PERIOD ACTUAL	YTD ACTUAL	BUDGET	UNEXPENDED	PCNT
30-550-7020 EQUIPMENT - PW	.00	.00	112,000.00	112,000.00	.0
30-550-7050 STREET RESURFACING	.00	.00	289,000.00	289,000.00	.0
30-550-7060 SIDEWALKS	.00	.00	55,000.00	55,000.00	.0
30-550-7063 DRAINAGE IMPROVEMENTS	.00	.00	241,000.00	241,000.00	.0
TOTAL DEPARTMENT 550	.00	.00	697,000.00	697,000.00	.0
TOTAL FUND EXPENDITURES	.00	.00	697,000.00	697,000.00	.0
NET REVENUE OVER EXPENDITURES	.00	.00	( 697,000.00)	( 697,000.00)	.0

CITY OF PROSPECT HEIGHTS  
REVENUES WITH COMPARISON TO BUDGET  
FOR THE 1 MONTHS ENDING MAY 31, 2020

ROAD CONSTRUCTION DEBT

	PERIOD ACTUAL	YTD ACTUAL	BUDGET	UNEXPENDED	PCNT
<u>REVENUES</u>					
41-100-3000 REAL ESTATE TAXES	5,210.92	5,210.92	1,309,000.00	1,303,789.08	.4
41-100-3800 INTEREST INCOME	20.35	20.35	5,000.00	4,979.65	.4
TOTAL REVENUES	5,231.27	5,231.27	1,314,000.00	1,308,768.73	.4
TOTAL FUND REVENUE	5,231.27	5,231.27	1,314,000.00	1,308,768.73	.4

CITY OF PROSPECT HEIGHTS  
EXPENDITURES WITH COMPARISON TO BUDGET  
FOR THE 1 MONTHS ENDING MAY 31, 2020

ROAD CONSTRUCTION DEBT

	PERIOD ACTUAL	YTD ACTUAL	BUDGET	UNEXPENDED	PCNT
<u>EXPENSES</u>					
41-300-5101	.00	.00	1,500.00	1,500.00	.0
41-300-5430	.00	.00	1,000.00	1,000.00	.0
TOTAL EXPENSES	.00	.00	2,500.00	2,500.00	.0
<u>DEBT SERVICE</u>					
41-400-6000	.00	.00	1,080,000.00	1,080,000.00	.0
41-400-6010	114,680.00	114,680.00	229,360.00	114,680.00	50.0
TOTAL DEBT SERVICE	114,680.00	114,680.00	1,309,360.00	1,194,680.00	8.8
TOTAL FUND EXPENDITURES	114,680.00	114,680.00	1,311,860.00	1,197,180.00	8.7
NET REVENUE OVER EXPENDITURES	( 109,448.73)	( 109,448.73)	2,140.00	111,588.73	(5114.0)

CITY OF PROSPECT HEIGHTS  
 REVENUES WITH COMPARISON TO BUDGET  
 FOR THE 1 MONTHS ENDING MAY 31, 2020

SSA #6 DEBT

	PERIOD ACTUAL	YTD ACTUAL	BUDGET	UNEXPENDED	PCNT
<u>REVENUES</u>					
46-100-3000 REAL ESTATE TAXES	1,513.51	1,513.51	212,000.00	210,486.49	.7
46-100-3800 INTEREST INCOME	2.95	2.95	500.00	497.05	.6
TOTAL REVENUES	<u>1,516.46</u>	<u>1,516.46</u>	<u>212,500.00</u>	<u>210,983.54</u>	<u>.7</u>
TOTAL FUND REVENUE	<u>1,516.46</u>	<u>1,516.46</u>	<u>212,500.00</u>	<u>210,983.54</u>	<u>.7</u>

CITY OF PROSPECT HEIGHTS  
EXPENDITURES WITH COMPARISON TO BUDGET  
FOR THE 1 MONTHS ENDING MAY 31, 2020

SSA #6 DEBT

		PERIOD ACTUAL	YTD ACTUAL	BUDGET	UNEXPENDED	PCNT
<u>DEBT SERVICE</u>						
46-400-6000	PRINCIPAL	.00	.00	160,000.00	160,000.00	.0
46-400-6010	INTEREST	26,245.00	26,245.00	52,490.00	26,245.00	50.0
TOTAL DEBT SERVICE		<u>26,245.00</u>	<u>26,245.00</u>	<u>212,490.00</u>	<u>186,245.00</u>	<u>12.4</u>
TOTAL FUND EXPENDITURES		<u>26,245.00</u>	<u>26,245.00</u>	<u>212,490.00</u>	<u>186,245.00</u>	<u>12.4</u>
NET REVENUE OVER EXPENDITURES		<u>( 24,728.54)</u>	<u>( 24,728.54)</u>	<u>10.00</u>	<u>24,738.54</u>	<u>(24728</u>

CITY OF PROSPECT HEIGHTS  
REVENUES WITH COMPARISON TO BUDGET  
FOR THE 1 MONTHS ENDING MAY 31, 2020

WATER FUND

	PERIOD ACTUAL	YTD ACTUAL	BUDGET	UNEXPENDED	PCNT
<u>REVENUES</u>					
51-100-3800 INTEREST INCOME	1,093.01	1,093.01	25,000.00	23,906.99	4.4
51-100-3880 WATER SALES	22,114.47	22,114.47	264,000.00	241,885.53	8.4
51-100-3881 WATER DELIVERY CHARGE	32,167.73	32,167.73	395,000.00	362,832.27	8.1
51-100-3882 WATER INFRASTRUCTURE RESERVE	12,605.53	12,605.53	150,000.00	137,394.47	8.4
51-100-3883 WATER DEBT RETIREMENT CHARGE	6,396.18	6,396.18	76,000.00	69,603.82	8.4
51-100-3885 PENALTY	207.51	207.51	2,500.00	2,292.49	8.3
TOTAL REVENUES	74,584.43	74,584.43	912,500.00	837,915.57	8.2
TOTAL FUND REVENUE	74,584.43	74,584.43	912,500.00	837,915.57	8.2

CITY OF PROSPECT HEIGHTS  
EXPENDITURES WITH COMPARISON TO BUDGET  
FOR THE 1 MONTHS ENDING MAY 31, 2020

WATER FUND

	PERIOD ACTUAL	YTD ACTUAL	BUDGET	UNEXPENDED	PCNT
<u>EXPENSES</u>					
51-300-4000 WAGES	5,817.21	5,817.21	83,000.00	77,182.79	7.0
51-300-4010 OVERTIME	.00	.00	10,000.00	10,000.00	.0
51-300-4100 HEALTH INSURANCE	2,385.50	2,385.50	29,000.00	26,614.50	8.2
51-300-4110 LIFE INSURANCE	20.63	20.63	150.00	129.37	13.8
51-300-4200 SOCIAL SECURITY	360.68	360.68	5,800.00	5,439.32	6.2
51-300-4210 MEDICARE	84.35	84.35	1,350.00	1,265.65	6.3
51-300-4220 IMRF	809.76	809.76	13,500.00	12,690.24	6.0
51-300-5000 BUILDING MAINTENANCE	.00	.00	6,000.00	6,000.00	.0
51-300-5050 SYSTEM MAINTENANCE	.00	.00	46,000.00	46,000.00	.0
51-300-5100 PROFESSIONAL SERVICES	.00	.00	50,000.00	50,000.00	.0
51-300-5101 AUDIT	.00	.00	4,100.00	4,100.00	.0
51-300-5102 FINANCIAL SERVICES	.00	.00	43,000.00	43,000.00	.0
51-300-5200 POSTAGE	.00	.00	3,200.00	3,200.00	.0
51-300-5221 PRINTING	.00	.00	400.00	400.00	.0
51-300-5310 MEMBERSHIPS	.00	.00	1,500.00	1,500.00	.0
51-300-5330 TRAINING	.00	.00	4,500.00	4,500.00	.0
51-300-5410 UTILITIES	.00	.00	15,000.00	15,000.00	.0
51-300-5412 WATER	1,888.78	1,888.78	263,000.00	261,111.22	.7
51-300-5430 CREDIT CARD & BANK CHARGES	929.67	929.67	15,000.00	14,070.33	6.2
51-300-5500 LIABILITY INSURANCE	.00	.00	26,000.00	26,000.00	.0
51-300-5530 WORKERS COMPENSATION INSURANCE	239.09	239.09	2,900.00	2,660.91	8.2
51-300-5634 STONE AND CONCRETE	.00	.00	4,000.00	4,000.00	.0
51-300-5661 METERS	.00	.00	2,500.00	2,500.00	.0
51-300-5750 CHEMICALS	.00	.00	500.00	500.00	.0
51-300-5751 GASOLINE	.00	.00	1,000.00	1,000.00	.0
51-300-5970 REFUNDS	.00	.00	5,000.00	5,000.00	.0
TOTAL EXPENSES	12,535.67	12,535.67	636,400.00	623,864.33	2.0
<u>DEBT SERVICE</u>					
51-400-6000 PRINCIPAL	.00	.00	60,000.00	60,000.00	.0
51-400-6010 INTEREST	8,195.00	8,195.00	16,390.00	8,195.00	50.0
TOTAL DEBT SERVICE	8,195.00	8,195.00	76,390.00	68,195.00	10.7
<u>CAPITAL OUTLAY GENERAL</u>					
51-500-7020 EQUIPMENT	.00	.00	10,000.00	10,000.00	.0
TOTAL CAPITAL OUTLAY GENERAL	.00	.00	10,000.00	10,000.00	.0
<u>OTHER FINANCING USES</u>					
51-600-8000 DEPRECIATION	.00	.00	140,000.00	140,000.00	.0
TOTAL OTHER FINANCING USES	.00	.00	140,000.00	140,000.00	.0
TOTAL FUND EXPENDITURES	20,730.67	20,730.67	862,790.00	842,059.33	2.4
NET REVENUE OVER EXPENDITURES	53,853.76	53,853.76	49,710.00	( 4,143.76)	108.3



CITY OF PROSPECT HEIGHTS  
 REVENUES WITH COMPARISON TO BUDGET  
 FOR THE 1 MONTHS ENDING MAY 31, 2020

PARKING FUND

		PERIOD ACTUAL	YTD ACTUAL	BUDGET	UNEXPENDED	PCNT
<u>REVENUES</u>						
52-100-3330	PARKING FEES	57.00	57.00	65,000.00	64,943.00	.1
	TOTAL REVENUES	57.00	57.00	65,000.00	64,943.00	.1
<u>OTHER FINANCING SOURCES</u>						
52-200-3990	INTERFUND TRANSFER IN	.00	.00	55,000.00	55,000.00	.0
	TOTAL OTHER FINANCING SOURCES	.00	.00	55,000.00	55,000.00	.0
	TOTAL FUND REVENUE	57.00	57.00	120,000.00	119,943.00	.1

CITY OF PROSPECT HEIGHTS  
EXPENDITURES WITH COMPARISON TO BUDGET  
FOR THE 1 MONTHS ENDING MAY 31, 2020

PARKING FUND

	PERIOD ACTUAL	YTD ACTUAL	BUDGET	UNEXPENDED	PCNT
<u>EXPENSES</u>					
52-300-4001 ALLOCATED WAGES & BENEFITS	.00	.00	45,000.00	45,000.00	.0
52-300-5100 PROFESSIONAL SERVICES	.00	.00	5,000.00	5,000.00	.0
52-300-5410 UTILITIES	.00	.00	7,500.00	7,500.00	.0
52-300-5500 LIABILITY INSURANCE	.00	.00	9,000.00	9,000.00	.0
52-300-5511 FACILITY RENT	.00	.00	18,000.00	18,000.00	.0
52-300-5632 ICE CONTROL MAINTENANCE	.00	.00	2,000.00	2,000.00	.0
52-300-5710 OPERATING SUPPLIES	.00	.00	1,000.00	1,000.00	.0
52-300-5970 REFUNDS	.00	.00	250.00	250.00	.0
<b>TOTAL EXPENSES</b>	<b>.00</b>	<b>.00</b>	<b>87,750.00</b>	<b>87,750.00</b>	<b>.0</b>
<u>OTHER FINANCING USES</u>					
52-600-8000 DEPRECIATION	.00	.00	32,000.00	32,000.00	.0
<b>TOTAL OTHER FINANCING USES</b>	<b>.00</b>	<b>.00</b>	<b>32,000.00</b>	<b>32,000.00</b>	<b>.0</b>
<b>TOTAL FUND EXPENDITURES</b>	<b>.00</b>	<b>.00</b>	<b>119,750.00</b>	<b>119,750.00</b>	<b>.0</b>
<b>NET REVENUE OVER EXPENDITURES</b>	<b>57.00</b>	<b>57.00</b>	<b>250.00</b>	<b>193.00</b>	<b>22.8</b>

CITY OF PROSPECT HEIGHTS  
 REVENUES WITH COMPARISON TO BUDGET  
 FOR THE 1 MONTHS ENDING MAY 31, 2020

SANITARY SEWER FUND

	PERIOD ACTUAL	YTD ACTUAL	BUDGET	UNEXPENDED	PCNT
<u>REVENUES</u>					
53-100-3800 INTEREST INCOME	77.54	77.54	.00	( 77.54)	.0
53-100-3884 SANITARY SEWER CHARGES	.00	.00	800,000.00	800,000.00	.0
53-100-3885 PENALTY	( 136.96)	( 136.96)	7,500.00	7,636.96	( 1.8)
TOTAL REVENUES	( 59.42)	( 59.42)	807,500.00	807,559.42	.0
TOTAL FUND REVENUE	( 59.42)	( 59.42)	807,500.00	807,559.42	.0

CITY OF PROSPECT HEIGHTS  
EXPENDITURES WITH COMPARISON TO BUDGET  
FOR THE 1 MONTHS ENDING MAY 31, 2020

SANITARY SEWER FUND

	PERIOD ACTUAL	YTD ACTUAL	BUDGET	UNEXPENDED	PCNT
<u>EXPENSES</u>					
53-300-4000 WAGES	4,426.87	4,426.87	62,000.00	57,573.13	7.1
53-300-4100 HEALTH INSURANCE	.00	.00	10,000.00	10,000.00	.0
53-300-4110 LIFE INSURANCE	.00	.00	150.00	150.00	.0
53-300-4200 SOCIAL SECURITY	274.48	274.48	4,000.00	3,725.52	6.9
53-300-4210 MEDICARE	64.19	64.19	900.00	835.81	7.1
53-300-4220 IMRF	143.05	143.05	9,200.00	9,056.95	1.6
53-300-5050 SYSTEM MAINTENANCE	.00	.00	50,000.00	50,000.00	.0
53-300-5100 PROFESSIONAL SERVICES	.00	.00	40,000.00	40,000.00	.0
53-300-5101 AUDIT & ACCTG SERVICES	.00	.00	4,100.00	4,100.00	.0
53-300-5102 FINANCIAL SERVICES	.00	.00	43,000.00	43,000.00	.0
53-300-5200 POSTAGE	.00	.00	1,500.00	1,500.00	.0
53-300-5221 PRINTING	.00	.00	1,500.00	1,500.00	.0
53-300-5330 TRAINING	.00	.00	2,000.00	2,000.00	.0
53-300-5500 LIABILITY INSURANCE	.00	.00	51,000.00	51,000.00	.0
53-300-5530 WORKER'S COMP INSURANCE	59.77	59.77	725.00	665.23	8.2
TOTAL EXPENSES	4,968.36	4,968.36	280,075.00	275,106.64	1.8
<u>CAPITAL OUTLAY GENERAL</u>					
53-500-7051 SYSTEM IMPROVEMENTS	.00	.00	482,525.00	482,525.00	.0
TOTAL CAPITAL OUTLAY GENERAL	.00	.00	482,525.00	482,525.00	.0
TOTAL FUND EXPENDITURES	4,968.36	4,968.36	762,600.00	757,631.64	.7
NET REVENUE OVER EXPENDITURES	( 5,027.78)	( 5,027.78)	44,900.00	49,927.78	( 11.2)

CITY OF PROSPECT HEIGHTS  
REVENUES WITH COMPARISON TO BUDGET  
FOR THE 1 MONTHS ENDING MAY 31, 2020

POLICE PENSION

	PERIOD ACTUAL	YTD ACTUAL	BUDGET	UNEXPENDED	PCNT
<u>REVENUES</u>					
71-100-3000 REAL ESTATE TAXES	1,391.98	1,391.98	396,326.00	394,934.02	.4
71-100-3800 INTEREST INCOME	9.89	9.89	150,000.00	149,990.11	.0
71-100-3801 NET APPRECIATION - FV INV	.00	.00	250,000.00	250,000.00	.0
71-100-3860 CITY CONTRIBUTION	.00	.00	658,882.00	658,882.00	.0
71-100-3861 EMPLOYEE CONTRIBUTION	( 16,472.61)	( 16,472.61)	240,000.00	256,472.61	( 6.9)
TOTAL REVENUES	( 15,070.74)	( 15,070.74)	1,695,208.00	1,710,278.74	( .9)
TOTAL FUND REVENUE	( 15,070.74)	( 15,070.74)	1,695,208.00	1,710,278.74	( .9)

CITY OF PROSPECT HEIGHTS  
 EXPENDITURES WITH COMPARISON TO BUDGET  
 FOR THE 1 MONTHS ENDING MAY 31, 2020

POLICE PENSION

	PERIOD ACTUAL	YTD ACTUAL	BUDGET	UNEXPENDED	PCNT
<u>EXPENSES</u>					
71-300-4232 DISABILITY BENEFITS	10,981.60	10,981.60	132,000.00	121,018.40	8.3
71-300-4233 PENSION PAYMENTS	66,652.46	66,652.46	947,000.00	880,347.54	7.0
71-300-5102 ADMINISTRATION	.00	.00	47,600.00	47,600.00	.0
71-300-5107 INVESTMENT EXPENSE	.00	.00	25,000.00	25,000.00	.0
TOTAL EXPENSES	<u>77,634.06</u>	<u>77,634.06</u>	<u>1,151,600.00</u>	<u>1,073,965.94</u>	<u>6.7</u>
TOTAL FUND EXPENDITURES	<u>77,634.06</u>	<u>77,634.06</u>	<u>1,151,600.00</u>	<u>1,073,965.94</u>	<u>6.7</u>
NET REVENUE OVER EXPENDITURES	<u>( 92,704.80)</u>	<u>( 92,704.80)</u>	<u>543,608.00</u>	<u>636,312.80</u>	<u>( 17.1)</u>

CITY OF PROSPECT HEIGHTS  
 REVENUES WITH COMPARISON TO BUDGET  
 FOR THE 1 MONTHS ENDING MAY 31, 2020

ROAD & BUILDING BOND ESCROW

	PERIOD ACTUAL	YTD ACTUAL	BUDGET	UNEXPENDED	PCNT
72-100-3899 MISCELLANEOUS INCOME	4.08	4.08	.00	( 4.08)	.0
TOTAL DEPARTMENT 100	4.08	4.08	.00	( 4.08)	.0
TOTAL FUND REVENUE	4.08	4.08	.00	( 4.08)	.0
NET REVENUE OVER EXPENDITURES	4.08	4.08	.00	( 4.08)	.0



June 16, 2020

To: Mayor Nicholas J. Helmer, Members of City Council and Administration and Staff

From: Cheri Graefen, Finance Director

Subject: Cook county Imposed Limitation on the City's 2019 Police Pension Fund Tax Levy

**Background:**

In November 2019, the City submitted a Tax Levy to Cook County for the annual funding requirement for the Prospect Heights Police Pension Fund. The required amount, calculated by the Fund's independent actuary, was \$396,326. Last week, the County advised that the 2019 Levy amount is \$373,255 resulting in an underfunding of \$23,071.

**Analysis:**

For tax year 2019, Cook County performed a Triennial Reassessment for municipalities in the North/Northwest Suburbs. For the most part, Equalized Assessed Value (EAV) for districts within the reassessed North/Northwestern suburbs have increased compared to last year. The increase in the EAV for the City of Prospect Heights for 2019 was 43,113,721 or 11% likely due to new construction, real estate exemptions, the City's TIF districts and the expiration of the Milwaukee Avenue/Palatine Road TIF.

In Cook County, by law, maximum allowable levies, by fund, are calculated by applying the fund rate ceiling to the prior year EAV plus any new property unless the current EAV is lower. This calculation has resulted in a limitation to the City's 2019 Tax Levy request for the Police Pension Fund by reducing the amount requested by \$23,071.

**Recommendation:**

Based on above analysis, Staff recommends that City Council approve an additional contribution from General Funds in the amount of \$23,071 so the total recommended Police Pension contribution for FY21, as calculated by the Fund's independent actuary, is fully funded.



**Resolution No. R-20-16**

**A RESOLUTION FUNDING THE POLICE PENSION FUND \$23,071.00 DUE TO THE COOK COUNTY'S LIMIT ON THE CITY'S 2019 POLICE PENSION FUND TAX LEVY REQUEST**

**WHEREAS**, the City of Prospect Heights, Cook County (the "City") is an Illinois Municipal Corporation pursuant to the Illinois Constitution of 1970 and the Statutes of the State of Illinois; and

**WHEREAS**, the Prospect Heights City Council finds is necessary, advisable, and in the best interest of the City to fund the City's Police Pension Fund in accordance with the Fund's independent actuary annual calculation ; and

**WHEREAS**, The Cook County Clerk limited the City's 2019 Police Pension Fund Tax Levy request to \$373,255.00 resulting in a deficit of \$23, 071.00 of the independent actuary's annual calculation of \$396,326.00; and

**WHEREAS**, the City of Prospect Heights has certain monies available from the City's General Fund to supplement the Police Pension funding shortage.

**NOW, THEREFORE, BE IT RESOLVED** by the City Council of the City of Prospect Heights that the City of Prospect Heights does hereby commit funds from the City's General Fund to supplement the 2019 funding shortage from the City's Police Pension Fund Tax Levy request, such funds of \$23,071.00.

**PASSED and APPROVED** at the regular City Council Workshop Meeting, held on the 22nd day of June, 2020.

---

Nicholas J. Helmer, Mayor

Attest

---

City Clerk

Ayes:

Nays:

Absent:



**To:** Mayor Helmer and Members of the City Council

**From:** Joe Wade, City Administrator

**Subject:** Home Rule Referendum Resolution

**Date:** June 10, 2020

Pursuant to Treasurer Tibbits' request for discussion of initiating a Home Rule Referendum for the November 3, 2020 election, please find attached the proposed resolution authorizing this matter for submission to voters.

**RESOLUTION NO. R-20-17**

**A RESOLUTION PROVIDING FOR AND REQUIRING THE SUBMISSION OF THE PROPOSITION BY THE CITY OF PROSPECT HEIGHTS, COOK COUNTY, ILLINOIS TO BECOME A HOME RULE UNIT AT THE PRESIDENTIAL ELECTION TO BE HELD ON NOVEMBER 3, 2020**

**WHEREAS**, the City Council (the “**Corporate Authorities**”) of the City of Prospect Heights, in Cook County, Illinois (the “**City**”), hereby finds and determines that it is deemed advisable, necessary and in the best interests of the City that the proposition to become a home rule unit under Section 6 of Article VII of the Constitution of Illinois be submitted to the voters of the City at an election to be held and conducted in accordance with the presidential election laws; and

**WHEREAS**, before the City can become a home rule unit a proposition therefor must be submitted to the voters of the City and be approved by a majority of the voters of the City voting on such proposition at an election to be held in and for the City:

**NOW, THEREFORE, BE IT RESOLVED BY THE CITY COUNCIL OF THE CITY OF PROSPECT HEIGHTS, ILLINOIS AS FOLLOWS:**

**Section 1:** *Incorporation of Preambles.* The City Council finds the above recitals are true and correct and incorporates the same as part of this resolution.

**Section 2:** *Need for Referendum.* That it is necessary and in the best interests of the City that the proposition to become a home rule unit under Section 6 of Article VII of the Constitution of Illinois be submitted to the voters of the City.

**Section 3:** *Submission to Voters.* That the proposition hereinabove referred to be submitted to the voters of the City in accordance with the presidential election law at the Presidential Election to be held on Tuesday, the 3rd day of November, 2020, between the hours provided by law for voting on such day (the “Election”).

**Section 4:** *Voting Precincts and Polling Places.* The Election shall be held in the voting precincts and at the polling places established by the County Board (the “County Board”) of The County of Cook, Illinois (the “County”), for voters of the City at the Election.

**Section 5:** *Election Notice.* The County Clerk of the County (the “County Clerk”) shall give notice of the Election in accordance with the presidential election law by publishing notice thereof once in one or more local, community newspapers published in and having general circulation in the City, and otherwise as required by applicable law, the dates of the publications of such notices to be not more than 30 nor less than 10 days prior to the date set for the Election. Notice shall also be given at least 10 days before the date of election by posting a copy of the notice at its principal office. The local election official shall also post a copy of the notice at the principal office of the City.

**Section 6:** *Newspaper of General Circulation.* It is hereby found and determined that the Daily Herald is a local, community newspaper having general circulation in the City as required by Section 12-5 of the Election Code of the State of Illinois, as amended (the “Election Code”).

**Section 6:** *Form of Notice.* That, subject to modification to comply with the Election Code, the notice of the Election shall include substantially the following:

**NOTICE IS HEREBY GIVEN** that at the Presidential Election to be held on Tuesday, the 3rd day of November, 2020, the following proposition will be submitted to the voters of the City of Prospect Heights, in Cook County, Illinois:

“Shall the City of Prospect Heights, Illinois become a home rule unit?”

The polls at such election will be open at 6:00 o’clock A.M. and will continue to be open until 7:00 o’clock P.M. of that day.

Dated this 22nd day of June, 2020.

County Clerk, The County of Cook, Illinois

/s/ \_\_\_\_\_  
County Clerk

**Section 7:** *Form of Ballot.* That the ballots to be used at the Election shall be in substantially the following form with such alterations, changes, insertions and deletions as required by The Election Code, including if an electronic, mechanical or electric voting system (an “Electronic Voting System”) is used at the Election:

(Face of Ballot)

**OFFICIAL BALLOT**

**PROPOSITION BY THE CITY OF PROSPECT HEIGHTS TO BECOME A HOME RULE UNIT**

**INSTRUCTIONS TO VOTERS:** Fill in the oval opposite the word “YES” or “NO” to indicate your choice.)

Shall the City of Prospect Heights, Illinois become a home rule unit?	YES	<input type="radio"/>
	NO	<input type="radio"/>

(Back of Paper Ballot)

**OFFICIAL BALLOT**

Official ballot for voting on the proposition by the City of Prospect Heights, Illinois to become a home rule unit, at the Presidential Election held on November 3, 2020.

Precinct Number: \_\_\_\_\_

Polling Place: \_\_\_\_\_  
\_\_\_\_\_  
\_\_\_\_\_

/s/ \_\_\_\_\_  
County Clerk, The County of Cook, Illinois

**Section 8:** *Electronic Voting System.* That, if an Electronic Voting System is used in the City, the Election Authority shall publish, not less than five (5) days prior to the Election, a true and legible copy of the specimen ballot label containing the questions to be voted upon at the Election in two or more newspapers published in and having general circulation in the County.

**Section 9:** *Election Judges.* That the Election shall be conducted by the election judges appointed by the County Board to act in the precincts at which the proposition will be submitted to the voters of the City.

**Section 10:** *Certification of Resolution.* That after the adoption hereof and not less than 68 days prior to the date of the Election, the City Clerk shall certify a copy hereof to the County Clerk in order that the proposition set forth herein may be submitted to the voters of the City at the Election.

**Section 11:** *Canvass of Election.* That the Election shall be held and conducted and the returns thereof duly canvassed, all in the manner and time as provided by the presidential election law.

**Section 12:** *Severability and Repealer.* That all resolutions and parts of resolutions in conflict herewith be and the same are hereby repealed, that this resolution be in full force and effect forthwith upon its adoption and that this resolution in any event shall be deemed to be subject to modification in application to comply with the presidential election law.

Passed and Approved this 22nd day of June, 2020

\_\_\_\_\_  
Nicholas J. Helmer, Mayor

Attest:

\_\_\_\_\_  
City Clerk

Ayes: \_\_\_\_\_

Nays: \_\_\_\_\_

Absent: \_\_\_\_\_

6/22/2020

**Checks**

General Fund	\$ 115,452.38
Motor Fuel Tax Fund	-
Palatine/Milwaukee Tax Increment Financing District	673.08
Tourism District	1,997.15
Development Fund	-
Drug Enforcement Agency Fund	557.19
Solid Waste Fund	-
Special Service Area #1	-
Special Service Area #2	-
Special Service Area #3	-
Special Service Area #4	-
Special Service Area #5	-
Special Service Area #8 - Levee Wall #37	774.15
Special Service Area-Constr#6(Water Main)	-
Special Service Area-Debt#6	-
Capital Improvements	-
Palatine Road Tax Increment Financing	673.08
Road Construction	-
Road Construction Debt	-
Water Fund	28,526.53
Parking Fund	153.35
Sanitary Sewer Fund	4,475.91
Road/Building Bond Escrow	6,558.00
<b>TOTAL</b>	<b>\$ 159,840.82</b>

**Wire Payments**

6/19/20 PAYROLL	174,295.77
	<b>\$ 334,136.59</b>

## Report Criteria:

Detail report.  
Invoices with totals above \$0.00 included.  
Paid and unpaid invoices included.

Vendor Name	Invoice Number	Description	Invoice Date	GL Account Number	Net Invoice Amt	Amount Paid	Date Paid
5533 OFFICE CENTER	06/15/20	AV EQUIPMENT & LABOR	06/15/2020	01-310-7020	2,903.53	.00	
Total 5533 OFFICE CENTER:					2,903.53	.00	
AFLAC	122670	JUL 2020 AFLAC WITHOLDING	06/09/2020	01-000-2031	346.46	.00	
Total AFLAC:					346.46	.00	
AT&T LONG DISTANCE	06/04/20	LONG DISTANCE MAY 2020	06/04/2020	01-320-5410	24.34	.00	
Total AT&T LONG DISTANCE:					24.34	.00	
AZAVAR AUDIT SOLUTIONS	150267	FOOD & BEB 05/16-07/19 2019	06/12/2020	01-105-3050	450.00	.00	
Total AZAVAR AUDIT SOLUTIONS:					450.00	.00	
B & H PHOTO VIDEO	172510817	av equipment	05/31/2020	01-310-7025	213.35	.00	
Total B & H PHOTO VIDEO:					213.35	.00	
CARDMEMBER SERVICE	05/20/20	BANE'S FOOD	05/20/2020	01-360-5141	85.26	.00	
CARDMEMBER SERVICE	05/20/20	FLASH DRIVES FOR INV	05/20/2020	01-360-5700	83.87	.00	
CARDMEMBER SERVICE	05/20/20	USB CHARGERS	05/20/2020	01-360-5710	62.90	.00	
CARDMEMBER SERVICE	05/20/20	HARD DRIVE FOR INVESTIGATI	05/20/2020	01-360-5700	44.99	.00	
CARDMEMBER SERVICE	05/20/20	CAMERA FOR STATION PHOTO	05/20/2020	01-360-5700	99.99	.00	
CARDMEMBER SERVICE	05/20/20	MAGNIFYING GLASS FOR ARM	05/20/2020	01-360-5710	39.99	.00	
CARDMEMBER SERVICE	05/20/20	DESKTOP SPEAKERS	05/20/2020	01-360-5700	19.99	.00	
CARDMEMBER SERVICE	05/20/20	HOMEDEPOT	05/20/2020	16-300-5710	60.76	.00	
CARDMEMBER SERVICE	05/20/20	MENARDS	05/20/2020	16-300-5710	109.96	.00	
CARDMEMBER SERVICE	05/20/20	KIDS WRISTBANDS FOR CRIME	05/20/2020	16-300-5710	386.47	.00	
CARDMEMBER SERVICE	05/20/20	BANE'S FOOD	05/20/2020	01-360-5141	65.26	.00	
CARDMEMBER SERVICE	05/20/20	SUPPLIES FOR SHELVES AT ST	05/20/2020	01-360-5710	59.87	.00	
CARDMEMBER SERVICE	05/20/20	WEBCAM FOR COMPUTER	05/20/2020	01-360-5700	105.98	.00	
CARDMEMBER SERVICE	05/20/20	CHAIR FOR OFFICE	05/20/2020	01-360-5700	132.99	.00	
CARDMEMBER SERVICE	05/20/20	BATTERIES FOR STATION	05/20/2020	01-360-5710	32.83	.00	
CARDMEMBER SERVICE	05/20/20	NOTARY RENEWAL	05/20/2020	01-360-5100	54.00	.00	
CARDMEMBER SERVICE	05/20/20	DISPOSAL BIN FOR N95 MASKS	05/20/2020	01-360-5990	59.95	.00	
CARDMEMBER SERVICE	05/20/20	CAMERAS	05/20/2020	01-360-7022	1,235.97	.00	
CARDMEMBER SERVICE	05/20/20	ISOPROPYL ALCOHOL	05/20/2020	01-360-5990	74.00	.00	
CARDMEMBER SERVICE	05/20/20	OFFICER THIBEAULT CLOTHES	05/20/2020	01-360-5741	19.89	.00	
CARDMEMBER SERVICE	05/20/20	OFFICER THIBEAULT CLOTHES	05/20/2020	01-360-5741	219.86	.00	
CARDMEMBER SERVICE	05/20/20	MAR 20 PHONE & FAX	05/20/2020	01-320-5410	1,174.24	.00	
CARDMEMBER SERVICE	05/20/20	MAR 20 PHONE & FAX	05/20/2020	51-300-5410	159.29	.00	
CARDMEMBER SERVICE	05/20/20	ZOOM 5/23-6/22	05/20/2020	01-310-5300	100.00	.00	
CARDMEMBER SERVICE	05/20/20	PD SVC #0882 4/7-5/6	05/20/2020	01-320-5410	284.66	.00	
CARDMEMBER SERVICE	05/20/20	P.W. DATA COMCAST	05/20/2020	01-350-5410	243.35	.00	
CARDMEMBER SERVICE	05/20/20	CERTIFIED MAIL	05/20/2020	01-320-5200	10.10	.00	
CARDMEMBER SERVICE	05/20/20	COVID THERMOMETER	05/20/2020	01-320-5990	56.73	.00	
CARDMEMBER SERVICE	05/20/20	MAYOR THERMOMETER REIMB	05/20/2020	01-350-7020	56.73	.00	
CARDMEMBER SERVICE	05/20/20	METRA 04/16-05/15	05/20/2020	52-300-5410	153.35	.00	
CARDMEMBER SERVICE	05/20/20	PD/CH/PW OFFICE SUPPLIES	05/20/2020	01-320-5700	160.47	.00	
CARDMEMBER SERVICE	05/20/20	P.W. COMCAST	05/20/2020	01-350-5410	8.68	.00	
CARDMEMBER SERVICE	05/20/20	CH SVC #0510 4/22-5/21	05/20/2020	01-320-5410	258.35	.00	

Vendor Name	Invoice Number	Description	Invoice Date	GL Account Number	Net Invoice Amt	Amount Paid	Date Paid
CARDMEMBER SERVICE	05/20/20	INTERNET SCADA SYSTEM MA	05/20/2020	51-300-5410	157.90	.00	
CARDMEMBER SERVICE	05/20/20	APR 20 PHONE/FAX	05/20/2020	01-320-5410	1,143.10	.00	
CARDMEMBER SERVICE	05/20/20	APR 20 PHONE/FAX	05/20/2020	51-300-5410	159.29	.00	
CARDMEMBER SERVICE	05/20/20	FLAG POLE PARTS	05/20/2020	01-350-5710	22.79	.00	
CARDMEMBER SERVICE	05/20/20	FLAGPOLE ROPE	05/20/2020	01-350-5710	258.79	.00	
CARDMEMBER SERVICE	05/20/20	AUTO PAINT PEN	05/20/2020	01-350-5020	9.71	.00	
CARDMEMBER SERVICE	05/20/20	PHTV REQUEST PARTS	05/20/2020	01-310-7020	129.95	.00	
CARDMEMBER SERVICE	05/20/20	PHTV MONITOR	05/20/2020	01-310-7020	253.79	.00	
CARDMEMBER SERVICE	05/20/20	SHOP TOOL LIFT	05/20/2020	01-350-5730	575.98	.00	
CARDMEMBER SERVICE	05/20/20	P.W. WASHER & DRYER	05/20/2020	01-350-5710	1,368.00	.00	
CARDMEMBER SERVICE	05/20/20	VEHICLE GPS	05/20/2020	01-350-7025	16.00	.00	
CARDMEMBER SERVICE	05/20/20	TIRE REPAIR PARTS	05/20/2020	01-350-5020	15.71	.00	
CARDMEMBER SERVICE	05/20/20	BOARD CLEANER	05/20/2020	01-350-5700	3.44	.00	
CARDMEMBER SERVICE	05/20/20	POIL DISPENSER	05/20/2020	01-350-5020	479.98	.00	
CARDMEMBER SERVICE	05/20/20	NRC ORDER 5042020	05/20/2020	01-310-5960	1,038.14	.00	
CARDMEMBER SERVICE	05/20/20	AV ROOM LIGHTS	05/20/2020	01-310-7020	259.99	.00	
CARDMEMBER SERVICE	05/20/20	EQUIPMENT TIRE	05/20/2020	01-350-5610	16.50	.00	
CARDMEMBER SERVICE	05/20/20	PACKING TAPE	05/20/2020	01-350-5700	13.99	.00	
CARDMEMBER SERVICE	05/20/20	OFFICE FOLDERS	05/20/2020	01-350-5700	53.84	.00	
CARDMEMBER SERVICE	05/20/20	HAND SANITIZER COVID-19	05/20/2020	01-350-5990	175.00	.00	
CARDMEMBER SERVICE	05/20/20	SQUAD DOOR LOCK	05/20/2020	01-350-5020	152.95	.00	
CARDMEMBER SERVICE	05/20/20	TIBBITS AV PARTS	05/20/2020	01-310-7020	129.95	.00	
CARDMEMBER SERVICE	05/20/20	TIRE REPAIR PARTS	05/20/2020	01-350-5020	15.49	.00	
CARDMEMBER SERVICE	05/20/20	TIRE REPAIR PARTS	05/20/2020	01-350-5020	28.74	.00	
CARDMEMBER SERVICE	05/20/20	INTEREST CHARGE	05/20/2020	01-320-5430	571.47	.00	
Total CARDMEMBER SERVICE:					12,600.70	.00	
CHICAGO PARTS AND SOUND L	1-0143041	SQUAD PARTS	05/22/2020	01-350-5020	154.97	.00	
CHICAGO PARTS AND SOUND L	1-0143365	SQUAD PARTS	05/26/2020	01-350-5020	317.46	.00	
CHICAGO PARTS AND SOUND L	1-0143841	TRUCK 858 PARTS	05/28/2020	01-350-5020	100.26	.00	
CHICAGO PARTS AND SOUND L	1-0144374	TRUCK 858 PARTS	06/01/2020	01-350-5020	190.36	.00	
Total CHICAGO PARTS AND SOUND LLC:					763.05	.00	
COMED I	06/10/20-3040	218 Fairway Ct. 05/11-06/10/20	06/10/2020	51-300-5410	25.02	.00	
COMED I	06/10/20-4023	1250 RIVER RD 05/11-06/10/20	06/10/2020	13-300-5108	32.12	.00	
COMED I	06/10/20-7078	IRIGATION SYSTEM-604 MILWA	06/10/2020	13-300-5108	25.36	.00	
Total COMED I:					82.50	.00	
CROWN TROPHY	15947	VOLUNTEER OF THE YEAR AW	06/12/2020	01-360-5710	44.00	.00	
CROWN TROPHY	15948	RETIREMENT PLAQUE FOR SG	06/12/2020	01-360-5710	142.00	.00	
CROWN TROPHY	15949	ENGRAVED PLATES	06/12/2020	01-360-5710	44.00	.00	
Total CROWN TROPHY:					230.00	.00	
DARRELL TAYLOR	06/09/20	AUG 2019-MAY 2020 PHONE RE	06/09/2020	01-340-5100	500.00	.00	
Total DARRELL TAYLOR:					500.00	.00	
DAVID BANASZYNSKI	06/05/2020	HEALTH INSPECTION DELI 4 Y	06/05/2020	01-340-5100	300.00	.00	
Total DAVID BANASZYNSKI:					300.00	.00	
EVA PASILLAS	06/15/20	OVERPAID VEHICLE STICKER	06/04/2020	01-120-3300	45.00	.00	



Vendor Name	Invoice Number	Description	Invoice Date	GL Account Number	Net Invoice Amt	Amount Paid	Date Paid
Total EVA PASILLAS:					45.00	.00	
EVIDENT INC	156523A	TYVEK COVERALLS	06/01/2020	01-360-7022	219.49	.00	
Total EVIDENT INC:					219.49	.00	
FLEXSOURCE, LLC	20721	PCORI FEE	06/09/2020	01-320-5100	100.00	.00	
Total FLEXSOURCE, LLC:					100.00	.00	
GANZIANO SEWER & WATER, I	1061	WATER MAIN REPAIR 04/11/20	04/14/2020	51-300-5100	4,888.95	.00	
Total GANZIANO SEWER & WATER, INC.:					4,888.95	.00	
GEN POWER INC.	RSA003540-1	LEVEE 37 GENERATOR TEST	05/15/2020	28-300-5100	774.15	.00	
Total GEN POWER INC.:					774.15	.00	
GLOCK PROFESSIONAL, INC.	TRP/10013599	ARMORER'S COURSE CORY SI	02/17/2020	01-360-5330	250.00	.00	
Total GLOCK PROFESSIONAL, INC.:					250.00	.00	
HOME DEPOT CREDIT SERVIC	05/28/2020	GENERATOR KEYS	05/28/2020	01-350-5710	13.20	.00	
HOME DEPOT CREDIT SERVIC	05/28/2020	MAIN BREAK CONCRETE	05/28/2020	51-300-5634	72.43	.00	
Total HOME DEPOT CREDIT SERVICES:					85.63	.00	
IL STATE TOLL HWY AUTHORIT	G12700000387	PD IPASS TRANSPONDERS	06/05/2020	01-360-5321	6.38	.00	
Total IL STATE TOLL HWY AUTHORITY:					6.38	.00	
ILLINOIS RURAL WATER ASSO	28362	IRWA MEMBERSHIP 7/20-06/21	05/20/2020	01-350-5310	493.00	.00	
Total ILLINOIS RURAL WATER ASSOCIATION:					493.00	.00	
ILLINOIS-AMERICAN WATER C	06/01/20-1674	1217 E CAMP MCDONALD 05/1-	06/01/2020	51-300-5412	18,009.02	.00	
ILLINOIS-AMERICAN WATER C	06/01/20-5629	401 Piper Ln 05/1/20-5/28/20	06/01/2020	01-350-5411	7.04-	.00	
ILLINOIS-AMERICAN WATER C	06/01/20-5667	401 Piper Ln 05/30/20-06/30/20	06/01/2020	01-350-5411	43.66	.00	
ILLINOIS-AMERICAN WATER C	06/02/20-5309	700 N Milwaukee 05/01-05/28/20	06/02/2020	13-300-5108	176.26	.00	
ILLINOIS-AMERICAN WATER C	06/02/20-5316	1250 S River Rd 05/01-05/28/20	06/02/2020	13-300-5108	176.26	.00	
Total ILLINOIS-AMERICAN WATER CO.:					18,398.16	.00	
JEFFREY L BAUREIS	54	ELECTRICAL INSPECTIONS	05/27/2020	01-340-5100	1,394.00	.00	
Total JEFFREY L BAUREIS:					1,394.00	.00	
JEROME J MEYER	06/10/20	2019 PZBA ATTENDENCE	06/10/2020	01-310-4000	320.00	.00	
Total JEROME J MEYER:					320.00	.00	
JOE FIORITO	06/10/20	2019 PZBA ATTENDENCE	06/10/2020	01-310-4000	160.00	.00	
Total JOE FIORITO:					160.00	.00	
LANDSCAPE CONCEPTS MANA	177421	JUNE TOURISM MAINTENANCE	06/01/2020	13-300-5108	1,026.25	.00	

Vendor Name	Invoice Number	Description	Invoice Date	GL Account Number	Net Invoice Amt	Amount Paid	Date Paid
Total LANDSCAPE CONCEPTS MANAGEMENT:					1,026.25	.00	
LAUTERBACH & AMEN LLP	45911	MAY 20 FINANCIAL SERVICES	06/01/2020	01-322-5102	13,349.42	.00	
LAUTERBACH & AMEN LLP	45911	MAY 20 FINANCIAL SERVICES	06/01/2020	12-300-5102	673.08	.00	
LAUTERBACH & AMEN LLP	45911	MAY 20 FINANCIAL SERVICES	06/01/2020	13-300-5100	560.90	.00	
LAUTERBACH & AMEN LLP	45911	MAY 20 FINANCIAL SERVICES	06/01/2020	18-300-5102	673.08	.00	
LAUTERBACH & AMEN LLP	45911	MAY 20 FINANCIAL SERVICES	06/01/2020	51-300-5102	3,589.76	.00	
LAUTERBACH & AMEN LLP	45911	MAY 20 FINANCIAL SERVICES	06/01/2020	53-300-5102	3,589.76	.00	
Total LAUTERBACH & AMEN LLP:					22,436.00	.00	
MENARDS	57721-2	BASEMENT SHELVES	05/28/2020	01-350-5710	131.96	.00	
Total MENARDS:					131.96	.00	
METROPOLITAN INDUSTRIES I	INV016810	WATER SYSTEM DATA SERVIC	05/15/2020	51-300-5100	313.00	.00	
Total METROPOLITAN INDUSTRIES INC:					313.00	.00	
MICHAEL HOFFMANN	06/10/20	2019 PZBA ATTENDENCE	06/10/2020	01-310-4000	400.00	.00	
Total MICHAEL HOFFMANN:					400.00	.00	
MICHAEL PORZYCKI	06/01/20	PHONE REIMBURSEMENT	06/01/2020	01-340-5100	45.25	.00	
Total MICHAEL PORZYCKI:					45.25	.00	
MICHAEL WAGNER & SONS INC	1486622	CITY HALL SUMP PUMP	05/23/2020	01-350-5710	131.16	.00	
Total MICHAEL WAGNER & SONS INC:					131.16	.00	
N H SCOTT & HANEKAMP FUNE	06/08/20	medical examiner transfer 6/7/20	06/08/2020	01-360-5100	300.00	.00	
Total N H SCOTT & HANEKAMP FUNERAL HOME:					300.00	.00	
NAPA-HEIGHTS AUTOMOTIVE	3563-286608	CHIPPER PARTS	05/20/2020	01-350-5610	67.41	.00	
NAPA-HEIGHTS AUTOMOTIVE	3563-287878	AUTO PARTS	05/26/2020	01-350-5020	64.06	.00	
NAPA-HEIGHTS AUTOMOTIVE	3563-290243	LANDSCAPE SUPPLIES	06/03/2020	01-350-5650	12.68	.00	
NAPA-HEIGHTS AUTOMOTIVE	3563-292228	SQUAD PARTS	06/10/2020	01-350-5020	15.49	.00	
NAPA-HEIGHTS AUTOMOTIVE	3563-292585	EQUIPMENT REPAIR PARTS	06/11/2020	01-350-5610	32.72	.00	
NAPA-HEIGHTS AUTOMOTIVE	CM155329	INV 155329 PD TWICE	12/28/2019	01-350-5020	17.40-	.00	
NAPA-HEIGHTS AUTOMOTIVE	CM175081	INV 175081 PD TWICE	05/17/2019	01-350-5020	11.46-	.00	
NAPA-HEIGHTS AUTOMOTIVE	CM179396	INV 179396 RETURN	04/12/2019	01-350-5020	138.90-	.00	
Total NAPA-HEIGHTS AUTOMOTIVE:					24.60	.00	
NATIONAL BAND & TAG CO.	43325	2020 ANIMAL/MOTORCYCLE	01/03/2020	01-320-5221	306.16	.00	
Total NATIONAL BAND & TAG CO.:					306.16	.00	
NICOR GAS	05/22/20-2093	CH 04/23/20-05/22/20	05/22/2020	01-320-5410	6.16-	.00	
NICOR GAS	05/26/20-7063	WELL HOUSE 04/24/20-05/24/2	05/26/2020	51-300-5410	100.60	.00	
Total NICOR GAS:					94.44	.00	
NORTH SHORE SIGN	120346	APR 20 SIGN MAINTENANCE	04/01/2020	01-320-5100	243.00	.00	
NORTH SHORE SIGN	120366	MAY 20 SIGN MAINTNENANCE	05/01/2020	01-320-5100	243.00	.00	

Vendor Name	Invoice Number	Description	Invoice Date	GL Account Number	Net Invoice Amt	Amount Paid	Date Paid
NORTH SHORE SIGN	120385	JUNE 20 SIGN MAINTENANCE	06/01/2020	01-320-5100	243.00	.00	
Total NORTH SHORE SIGN:					729.00	.00	
NORTH SUBURBAN EMPLOYEE	#0520M	MAY 20 MEDICAL PPO	06/09/2020	01-320-4100	1,602.72	.00	
NORTH SUBURBAN EMPLOYEE	#0520M	MAY 20 MEDICAL PPO	06/09/2020	01-340-4100	4,673.16	.00	
NORTH SUBURBAN EMPLOYEE	#0520M	MAY 20 MEDICAL PPO	06/09/2020	01-350-4100	2,396.52	.00	
NORTH SUBURBAN EMPLOYEE	#0520M	MAY 20 MEDICAL PPO	06/09/2020	01-360-4100	30,956.04	.00	
NORTH SUBURBAN EMPLOYEE	#0520M	MAY 20 MEDICAL PPO	06/09/2020	01-370-4101	1,731.24	.00	
NORTH SUBURBAN EMPLOYEE	#0520M	MAY 20 MEDICAL PPO	06/09/2020	01-370-4101	32.65-	.00	
NORTH SUBURBAN EMPLOYEE	#0620D	JUNE 20 DENTAL PPO	06/09/2020	01-320-4100	181.50	.00	
NORTH SUBURBAN EMPLOYEE	#0620D	JUNE 20 DENTAL PPO	06/09/2020	01-340-4100	360.00	.00	
NORTH SUBURBAN EMPLOYEE	#0620D	JUNE 20 DENTAL PPO	06/09/2020	01-360-4100	2,480.00	.00	
NORTH SUBURBAN EMPLOYEE	#0620D	JUNE 20 DENTAL PPO	06/09/2020	01-350-4100	172.00	.00	
NORTH SUBURBAN EMPLOYEE	#0620D	JUNE 20 DENTAL PPO	06/09/2020	51-300-4100	61.50	.00	
NORTH SUBURBAN EMPLOYEE	#0620D	JUNE 20 DENTAL PPO	06/09/2020	01-370-4101	237.00	.00	
Total NORTH SUBURBAN EMPLOYEE BENEFIT COOPERAT:					44,819.03	.00	
NORTHERN IL POLICE ALARM	13512	UNIFORM/EQUIPT OFC. O'CON	06/08/2020	01-360-5741	16.00	.00	
Total NORTHERN IL POLICE ALARM SYS:					16.00	.00	
NORTHSHORE OMEGA	202956223-51	SEASONAL HIRE PHYSICAL	05/22/2020	01-350-5100	251.00	.00	
Total NORTHSHORE OMEGA:					251.00	.00	
NW CENTRAL DISPATCH SYST	8920	JUY 20 MEMBERSHIP	06/01/2020	01-360-5240	10,152.60	.00	
Total NW CENTRAL DISPATCH SYSTEM:					10,152.60	.00	
OFFICE DEPOT INC.	14966768	PD OFFICE SUPPLIES	05/31/2020	01-360-5700	48.46	.00	
Total OFFICE DEPOT INC.:					48.46	.00	
PAUL MARTIN WENCESLAO	20195	OVERPAID VEHICLE STICKER	06/10/2020	01-120-3300	40.00	.00	
Total PAUL MARTIN WENCESLAO:					40.00	.00	
PETTY CASH PD	02/03/20-06/09	PRISONER MEALS	06/09/2020	01-360-5140	76.42	.00	
PETTY CASH PD	02/03/20-06/09	LERMI MEMBERSHIP	06/09/2020	01-360-5310	25.00	.00	
PETTY CASH PD	02/03/20-06/09	K9 MEETING TRAIN THE TRAIN	06/09/2020	01-360-5330	131.40	.00	
PETTY CASH PD	02/03/20-06/09	COFFEE, BATTERIES	06/09/2020	01-360-5700	51.56	.00	
PETTY CASH PD	02/03/20-06/09	WINDOW WASHING	06/09/2020	01-360-5710	93.31	.00	
Total PETTY CASH PD:					377.69	.00	
RACEWAY CAR WASH	188	CAR WASHES	06/05/2020	01-360-5321	138.00	.00	
Total RACEWAY CAR WASH:					138.00	.00	
READY PRESS LLC	83184	envelopes	06/03/2020	01-320-5221	170.00	.00	
Total READY PRESS LLC:					170.00	.00	
S D ENTERPRISES INC	06/12/20	MAY 2020 SANITARY INSPECTI	06/12/2020	53-300-5100	830.00	.00	

Vendor Name	Invoice Number	Description	Invoice Date	GL Account Number	Net Invoice Amt	Amount Paid	Date Paid
Total S D ENTERPRISES INC:					830.00	.00	
SNAP-ON INDUSTRIAL INC.	ARV/43844567	TOOL BOX LOCK	05/22/2020	01-350-5020	29.36	.00	
Total SNAP-ON INDUSTRIAL INC.:					29.36	.00	
SOUND PRODUCTIONS, LLC	0175308-IN	AV EQUIPMENT	06/04/2020	01-310-7020	410.00	.00	
Total SOUND PRODUCTIONS, LLC:					410.00	.00	
STEVE DVORAK	20200612-04-0	WINDOW CLEANING 6/12/20	06/12/2020	01-350-5104	94.00	.00	
Total STEVE DVORAK:					94.00	.00	
SUBURBAN ACCENTS INC.	29588	VEHICLE DECALS	06/09/2020	01-350-5020	405.00	.00	
Total SUBURBAN ACCENTS INC.:					405.00	.00	
TEMPERATURE EQUIPMENT C	6285269-00	CITY HALL A/C PART	05/26/2020	01-350-5710	46.38	.00	
Total TEMPERATURE EQUIPMENT CORP:					46.38	.00	
TITAN V PORCHES	17-119R	14 EDWARD BOND PERMIT#171	06/15/2020	72-000-2310	500.00	.00	
TITAN V PORCHES	17-248B	14 EDWARD BOND PERMIT #17	06/15/2020	72-000-2310	6,058.00	.00	
Total TITAN V PORCHES:					6,558.00	.00	
TRESSLER LLP	417511	CITY ATTORNEY MAY 2020	06/05/2020	01-324-5120	17,520.00	.00	
Total TRESSLER LLP:					17,520.00	.00	
UNIFIRST CORPORATION	081 1482732	UNIFORMS AND CARPETS	05/22/2020	01-350-5104	138.51	.00	
UNIFIRST CORPORATION	081 1484548	UNIFORMS AND CARPETS	05/29/2020	01-350-5104	169.76	.00	
UNIFIRST CORPORATION	081 1486379	UNIFORMS AND CARPETS	06/05/2020	01-350-5104	138.51	.00	
UNIFIRST CORPORATION	081 1488203	UNIFORMS AND CARPETS	06/12/2020	01-350-5104	138.51	.00	
Total UNIFIRST CORPORATION:					585.29	.00	
UNITED STATES TREASURY	06/16/20	2019 hra pcor fee	06/16/2020	01-320-5100	36.75	.00	
Total UNITED STATES TREASURY:					36.75	.00	
VERIZON WIRELESS	9855687346	MAy 2020 Wireless	06/01/2020	01-320-5410	215.48	.00	
VERIZON WIRELESS	9855687346	MAy 2020 Wireless	06/01/2020	01-350-5410	224.60	.00	
VERIZON WIRELESS	9855687346	MAy 2020 Wireless	06/01/2020	01-360-5410	336.90	.00	
VERIZON WIRELESS	9855687346	MAy 2020 Wireless	06/01/2020	51-300-5410	56.15	.00	
VERIZON WIRELESS	9855687346	MAy 2020 Wireless	06/01/2020	53-300-5100	56.15	.00	
Total VERIZON WIRELESS:					889.28	.00	
VILLAGE OF MOUNT PROSPEC	06/15/20-3288-	MAY 20 3288-001	06/15/2020	51-300-5412	171.02	.00	
VILLAGE OF MOUNT PROSPEC	06/15/250-328	MAY 20 3287-001	06/15/2020	51-300-5412	762.60	.00	
Total VILLAGE OF MOUNT PROSPECT:					933.62	.00	
WAREHOUSE DIRECT OFFICE	4689882-0	OFFICE SUPPLIES	06/12/2020	01-320-5700	191.62	.00	
WAREHOUSE DIRECT OFFICE	4690361-0	OFFICE SUPPLIES	06/12/2020	01-320-5700	54.30	.00	

Vendor Name	Invoice Number	Description	Invoice Date	GL Account Number	Net Invoice Amt	Amount Paid	Date Paid
Total WAREHOUSE DIRECT OFFICE PROD INC.:					245.92	.00	
XTIVITY SOLUTIONS INC.	1666	APR 20 PHONE BILL	04/28/2020	01-320-5410	1,212.13	.00	
XTIVITY SOLUTIONS INC.	1671	MAR 20 PHONE BILL	04/06/2020	01-320-5410	1,202.73	.00	
XTIVITY SOLUTIONS INC.	1689	MAY 20 PHONE BILL	06/09/2020	01-320-5410	1,289.07	.00	
Total XTIVITY SOLUTIONS INC.:					3,703.93	.00	
ZDRAVKO MIRIC	4101363	OVERPAID VEHICLE STICKER	06/10/2020	01-120-3300	54.00	.00	
Total ZDRAVKO MIRIC:					54.00	.00	
Grand Totals:					159,840.82	.00	

Dated: \_\_\_\_\_

Mayor: \_\_\_\_\_

City Council: \_\_\_\_\_

\_\_\_\_\_

\_\_\_\_\_

\_\_\_\_\_

\_\_\_\_\_

\_\_\_\_\_

City Recorder: \_\_\_\_\_

Report Criteria:

Detail report.

Invoices with totals above \$0.00 included.

Paid and unpaid invoices included.

GL Account and Title	Vendor Name	Invoice Number	Description	Invoice Date	Net Invoice Amount	Amount Paid	Date Paid
<b>GENERAL FUND</b>							
01-000-2031 WITHHOLDING - Q AFLA	AFLAC	122670	JUL 2020 AFLAC WITHHOLDING	06/09/2020	346.46	.00	
Total :					346.46	.00	
<b>LOCAL TAXES</b>							
01-105-3050 PLACES FOR EATING TA	AZAVAR AUDIT SOLUTIONS	150267	FOOD & BEB 05/16-07/19 2019	06/12/2020	450.00	.00	
Total LOCAL TAXES:					450.00	.00	
<b>LICENSES &amp; FEES</b>							
01-120-3300 VEHICLE STICKERS	EVA PASILLAS	06/15/20	OVERPAID VEHICLE STICKER	06/04/2020	45.00	.00	
01-120-3300 VEHICLE STICKERS	PAUL MARTIN WENCESLAO	20195	OVERPAID VEHICLE STICKER	06/10/2020	40.00	.00	
01-120-3300 VEHICLE STICKERS	ZDRAVKO MIRIC	4101363	OVERPAID VEHICLE STICKER	06/10/2020	54.00	.00	
Total LICENSES & FEES:					139.00	.00	
<b>CITY COUNCIL &amp; BOARDS</b>							
01-310-4000 WAGES	JEROME J MEYER	06/10/20	2019 PZBA ATTENDENCE	06/10/2020	320.00	.00	
01-310-4000 WAGES	JOE FIORITO	06/10/20	2019 PZBA ATTENDENCE	06/10/2020	160.00	.00	
01-310-4000 WAGES	MICHAEL HOFFMANN	06/10/20	2019 PZBA ATTENDENCE	06/10/2020	400.00	.00	
01-310-5300 ALDERMANIC EXPENSE	CARDMEMBER SERVICE	05/20/20	ZOOM 5/23-6/22	05/20/2020	100.00	.00	
01-310-5960 NRC OPERATIONS	CARDMEMBER SERVICE	05/20/20	NRC ORDER 5042020	05/20/2020	1,038.14	.00	
01-310-7020 EQUIPMENT	5533 OFFICE CENTER	06/15/20	AV EQUIPMENT & LABOR	06/15/2020	2,903.53	.00	
01-310-7020 EQUIPMENT	CARDMEMBER SERVICE	05/20/20	PHTV REQUEST PARTS	05/20/2020	129.95	.00	
01-310-7020 EQUIPMENT	CARDMEMBER SERVICE	05/20/20	PHTV MONITOR	05/20/2020	253.79	.00	
01-310-7020 EQUIPMENT	CARDMEMBER SERVICE	05/20/20	AV ROOM LIGHTS	05/20/2020	259.99	.00	
01-310-7020 EQUIPMENT	CARDMEMBER SERVICE	05/20/20	TIBBITS AV PARTS	05/20/2020	129.95	.00	
01-310-7020 EQUIPMENT	SOUND PRODUCTIONS, LLC	0175308-IN	AV EQUIPMENT	06/04/2020	410.00	.00	
01-310-7025 SOFTWARE	B & H PHOTO VIDEO	172510817	av equipment	05/31/2020	213.35	.00	
Total CITY COUNCIL & BOARDS:					6,318.70	.00	
<b>ADMINISTRATION</b>							
01-320-4100 HEALTH INSURANCE	NORTH SUBURBAN EMPLOYEE	#0520M	MAY 20 MEDICAL PPO	06/09/2020	1,602.72	.00	
01-320-4100 HEALTH INSURANCE	NORTH SUBURBAN EMPLOYEE	#0620D	JUNE 20 DENTAL PPO	06/09/2020	181.50	.00	
01-320-5100 PROFESSIONAL SERVIC	FLEXSOURCE, LLC	20721	PCORI FEE	06/09/2020	100.00	.00	
01-320-5100 PROFESSIONAL SERVIC	NORTH SHORE SIGN	120346	APR 20 SIGN MAINTENANCE	04/01/2020	243.00	.00	
01-320-5100 PROFESSIONAL SERVIC	NORTH SHORE SIGN	120366	MAY 20 SIGN MAINTNENANCE	05/01/2020	243.00	.00	
01-320-5100 PROFESSIONAL SERVIC	NORTH SHORE SIGN	120385	JUNE 20 SIGN MAINTENANCE	06/01/2020	243.00	.00	

GL Account and Title	Vendor Name	Invoice Number	Description	Invoice Date	Net Invoice Amount	Amount Paid	Date Paid
01-320-5100 PROFESSIONAL SERVIC	UNITED STATES TREASURY	06/16/20	2019 hra pcor fee	06/16/2020	36.75	.00	
01-320-5200 POSTAGE	CARDMEMBER SERVICE	05/20/20	CERTIFIED MAIL	05/20/2020	10.10	.00	
01-320-5221 PRINTING	NATIONAL BAND & TAG CO.	43325	2020 ANIMAL/MOTORCYCLE	01/03/2020	306.16	.00	
01-320-5221 PRINTING	READY PRESS LLC	83184	envelopes	06/03/2020	170.00	.00	
01-320-5410 UTILITIES	AT&T LONG DISTANCE	06/04/20	LONG DISTANCE MAY 2020	06/04/2020	24.34	.00	
01-320-5410 UTILITIES	CARDMEMBER SERVICE	05/20/20	MAR 20 PHONE & FAX	05/20/2020	1,174.24	.00	
01-320-5410 UTILITIES	CARDMEMBER SERVICE	05/20/20	PD SVC #0882 4/7-5/6	05/20/2020	284.66	.00	
01-320-5410 UTILITIES	CARDMEMBER SERVICE	05/20/20	CH SVC #0510 4/22-5/21	05/20/2020	258.35	.00	
01-320-5410 UTILITIES	CARDMEMBER SERVICE	05/20/20	APR 20 PHONE/FAX	05/20/2020	1,143.10	.00	
01-320-5410 UTILITIES	NICOR GAS	05/22/20-2093	CH 04/23/20-05/22/20	05/22/2020	6.16-	.00	
01-320-5410 UTILITIES	VERIZON WIRELESS	9855687346	MAy 2020 Wireless	06/01/2020	215.48	.00	
01-320-5410 UTILITIES	XTIVITY SOLUTIONS INC.	1666	APR 20 PHONE BILL	04/28/2020	1,212.13	.00	
01-320-5410 UTILITIES	XTIVITY SOLUTIONS INC.	1671	MAR 20 PHONE BILL	04/06/2020	1,202.73	.00	
01-320-5410 UTILITIES	XTIVITY SOLUTIONS INC.	1689	MAY 20 PHONE BILL	06/09/2020	1,289.07	.00	
01-320-5430 CREDIT CARD & BANK C	CARDMEMBER SERVICE	05/20/20	INTEREST CHARGE	05/20/2020	571.47	.00	
01-320-5700 OFFICE SUPPLIES	CARDMEMBER SERVICE	05/20/20	PD/CH/PW OFFICE SUPPLIES	05/20/2020	160.47	.00	
01-320-5700 OFFICE SUPPLIES	WAREHOUSE DIRECT OFFICE	4689882-0	OFFICE SUPPLIES	06/12/2020	191.62	.00	
01-320-5700 OFFICE SUPPLIES	WAREHOUSE DIRECT OFFICE	4690361-0	OFFICE SUPPLIES	06/12/2020	54.30	.00	
01-320-5990 COVID-19 EXPENSES	CARDMEMBER SERVICE	05/20/20	COVID THERMOMETER	05/20/2020	56.73	.00	
Total ADMINISTRATION:					10,968.76	.00	
<b>FINANCE</b>							
01-322-5102 FINANCIAL SERVICES	LAUTERBACH & AMEN LLP	45911	MAY 20 FINANCIAL SERVICES	06/01/2020	13,349.42	.00	
Total FINANCE:					13,349.42	.00	
<b>LEGAL</b>							
01-324-5120 CITY ATTORNEY	TRESSLER LLP	417511	CITY ATTORNEY MAY 2020	06/05/2020	17,520.00	.00	
Total LEGAL:					17,520.00	.00	
<b>BUILDING DEPARTMENT</b>							
01-340-4100 HEALTH INSURANCE	NORTH SUBURBAN EMPLOYEE	#0520M	MAY 20 MEDICAL PPO	06/09/2020	4,673.16	.00	
01-340-4100 HEALTH INSURANCE	NORTH SUBURBAN EMPLOYEE	#0620D	JUNE 20 DENTAL PPO	06/09/2020	360.00	.00	
01-340-5100 PROFESSIONAL SERVIC	DARRELL TAYLOR	06/09/20	AUG 2019-MAY 2020 PHONE RE	06/09/2020	500.00	.00	
01-340-5100 PROFESSIONAL SERVIC	DAVID BANASZYNSKI	06/05/2020	HEALTH INSPECTION DELI 4 Y	06/05/2020	300.00	.00	
01-340-5100 PROFESSIONAL SERVIC	JEFFREY L BAUREIS	54	ELECTRICAL INSPECTIONS	05/27/2020	1,394.00	.00	
01-340-5100 PROFESSIONAL SERVIC	MICHAEL PORZYCKI	06/01/20	PHONE REIMBURSEMENT	06/01/2020	45.25	.00	

GL Account and Title	Vendor Name	Invoice Number	Description	Invoice Date	Net Invoice Amount	Amount Paid	Date Paid
Total BUILDING DEPARTMENT:					7,272.41	.00	
<b>PUBLIC WORKS</b>							
01-350-4100 HEALTH INSURANCE	NORTH SUBURBAN EMPLOYEE	#0520M	MAY 20 MEDICAL PPO	06/09/2020	2,396.52	.00	
01-350-4100 HEALTH INSURANCE	NORTH SUBURBAN EMPLOYEE	#0620D	JUNE 20 DENTAL PPO	06/09/2020	172.00	.00	
01-350-5020 VEHICLE MAINTENANCE	CARDMEMBER SERVICE	05/20/20	AUTO PAINT PEN	05/20/2020	9.71	.00	
01-350-5020 VEHICLE MAINTENANCE	CARDMEMBER SERVICE	05/20/20	TIRE REPAIR PARTS	05/20/2020	15.71	.00	
01-350-5020 VEHICLE MAINTENANCE	CARDMEMBER SERVICE	05/20/20	POIL DISPENSER	05/20/2020	479.98	.00	
01-350-5020 VEHICLE MAINTENANCE	CARDMEMBER SERVICE	05/20/20	SQUAD DOOR LOCK	05/20/2020	152.95	.00	
01-350-5020 VEHICLE MAINTENANCE	CARDMEMBER SERVICE	05/20/20	TIRE REPAIR PARTS	05/20/2020	15.49	.00	
01-350-5020 VEHICLE MAINTENANCE	CARDMEMBER SERVICE	05/20/20	TIRE REPAIR PARTS	05/20/2020	28.74	.00	
01-350-5020 VEHICLE MAINTENANCE	CHICAGO PARTS AND SOUND L	1-0143041	SQUAD PARTS	05/22/2020	154.97	.00	
01-350-5020 VEHICLE MAINTENANCE	CHICAGO PARTS AND SOUND L	1-0143365	SQUAD PARTS	05/26/2020	317.46	.00	
01-350-5020 VEHICLE MAINTENANCE	CHICAGO PARTS AND SOUND L	1-0143841	TRUCK 858 PARTS	05/28/2020	100.26	.00	
01-350-5020 VEHICLE MAINTENANCE	CHICAGO PARTS AND SOUND L	1-0144374	TRUCK 858 PARTS	06/01/2020	190.36	.00	
01-350-5020 VEHICLE MAINTENANCE	NAPA-HEIGHTS AUTOMOTIVE	3563-287878	AUTO PARTS	05/26/2020	64.06	.00	
01-350-5020 VEHICLE MAINTENANCE	NAPA-HEIGHTS AUTOMOTIVE	3563-292228	SQUAD PARTS	06/10/2020	15.49	.00	
01-350-5020 VEHICLE MAINTENANCE	NAPA-HEIGHTS AUTOMOTIVE	CM155329	INV 155329 PD TWICE	12/28/2019	17.40-	.00	
01-350-5020 VEHICLE MAINTENANCE	NAPA-HEIGHTS AUTOMOTIVE	CM175081	INV 175081 PD TWICE	05/17/2019	11.46-	.00	
01-350-5020 VEHICLE MAINTENANCE	NAPA-HEIGHTS AUTOMOTIVE	CM179396	INV 179396 RETURN	04/12/2019	138.90-	.00	
01-350-5020 VEHICLE MAINTENANCE	SNAP-ON INDUSTRIAL INC.	ARV/43844567	TOOL BOX LOCK	05/22/2020	29.36	.00	
01-350-5020 VEHICLE MAINTENANCE	SUBURBAN ACCENTS INC.	29588	VEHICLE DECALS	06/09/2020	405.00	.00	
01-350-5100 PROFESSIONAL SERVIC	NORTHSHORE OMEGA	202956223-51	SEASONAL HIRE PHYSICAL	05/22/2020	251.00	.00	
01-350-5104 PROF SERVICES - BUILD	STEVE DVORAK	20200612-04-0	WINDOW CLEANING 6/12/20	06/12/2020	94.00	.00	
01-350-5104 PROF SERVICES - BUILD	UNIFIRST CORPORATION	081 1482732	UNIFORMS AND CARPETS	05/22/2020	138.51	.00	
01-350-5104 PROF SERVICES - BUILD	UNIFIRST CORPORATION	081 1484548	UNIFORMS AND CARPETS	05/29/2020	169.76	.00	
01-350-5104 PROF SERVICES - BUILD	UNIFIRST CORPORATION	081 1486379	UNIFORMS AND CARPETS	06/05/2020	138.51	.00	
01-350-5104 PROF SERVICES - BUILD	UNIFIRST CORPORATION	081 1488203	UNIFORMS AND CARPETS	06/12/2020	138.51	.00	
01-350-5310 MEMBERSHIPS	ILLINOIS RURAL WATER ASSO	28362	IRWA MEMBERSHIP 7/20-06/21	05/20/2020	493.00	.00	
01-350-5410 UTILITIES	CARDMEMBER SERVICE	05/20/20	P.W. DATA COMCAST	05/20/2020	243.35	.00	
01-350-5410 UTILITIES	CARDMEMBER SERVICE	05/20/20	P.W. COMCAST	05/20/2020	8.68	.00	
01-350-5410 UTILITIES	VERIZON WIRELESS	9855687346	MAy 2020 Wireless	06/01/2020	224.60	.00	
01-350-5411 WATER AND ELECTRIC P	ILLINOIS-AMERICAN WATER C	06/01/20-5629	401 Piper Ln 05/1/20-5/28/20	06/01/2020	7.04-	.00	
01-350-5411 WATER AND ELECTRIC P	ILLINOIS-AMERICAN WATER C	06/01/20-5667	401 Piper Ln 05/30/20-06/30/20	06/01/2020	43.66	.00	
01-350-5610 EQUIPMENT MAINTENAN	CARDMEMBER SERVICE	05/20/20	EQUIPMENT TIRE	05/20/2020	16.50	.00	
01-350-5610 EQUIPMENT MAINTENAN	NAPA-HEIGHTS AUTOMOTIVE	3563-286608	CHIPPER PARTS	05/20/2020	67.41	.00	
01-350-5610 EQUIPMENT MAINTENAN	NAPA-HEIGHTS AUTOMOTIVE	3563-292585	EQUIPMENT REPAIR PARTS	06/11/2020	32.72	.00	
01-350-5650 LANDSCAPE SUPPLIES	NAPA-HEIGHTS AUTOMOTIVE	3563-290243	LANDSCAPE SUPPLIES	06/03/2020	12.68	.00	
01-350-5700 OFFICE SUPPLIES	CARDMEMBER SERVICE	05/20/20	BOARD CLEANER	05/20/2020	3.44	.00	
01-350-5700 OFFICE SUPPLIES	CARDMEMBER SERVICE	05/20/20	PACKING TAPE	05/20/2020	13.99	.00	



GL Account and Title	Vendor Name	Invoice Number	Description	Invoice Date	Net Invoice Amount	Amount Paid	Date Paid
01-350-5700 OFFICE SUPPLIES	CARDMEMBER SERVICE	05/20/20	OFFICE FOLDERS	05/20/2020	53.84	.00	
01-350-5710 OPERATING SUPPLIES	CARDMEMBER SERVICE	05/20/20	FLAG POLE PARTS	05/20/2020	22.79	.00	
01-350-5710 OPERATING SUPPLIES	CARDMEMBER SERVICE	05/20/20	FLAGPOLE ROPE	05/20/2020	258.79	.00	
01-350-5710 OPERATING SUPPLIES	CARDMEMBER SERVICE	05/20/20	P.W. WASHER & DRYER	05/20/2020	1,368.00	.00	
01-350-5710 OPERATING SUPPLIES	HOME DEPOT CREDIT SERVIC	05/28/2020	GENERATOR KEYS	05/28/2020	13.20	.00	
01-350-5710 OPERATING SUPPLIES	MENARDS	57721-2	BASEMENT SHELVES	05/28/2020	131.96	.00	
01-350-5710 OPERATING SUPPLIES	MICHAEL WAGNER & SONS INC	1486622	CITY HALL SUMP PUMP	05/23/2020	131.16	.00	
01-350-5710 OPERATING SUPPLIES	TEMPERATURE EQUIPMENT C	6285269-00	CITY HALL A/C PART	05/26/2020	46.38	.00	
01-350-5730 TOOLS	CARDMEMBER SERVICE	05/20/20	SHOP TOOL LIFT	05/20/2020	575.98	.00	
01-350-5990 COVID-19 EXPENSES	CARDMEMBER SERVICE	05/20/20	HAND SANITIZER COVID-19	05/20/2020	175.00	.00	
01-350-7020 EQUIPMENT	CARDMEMBER SERVICE	05/20/20	MAYOR THERMOMETER REIMB	05/20/2020	56.73	.00	
01-350-7025 SOFTWARE	CARDMEMBER SERVICE	05/20/20	VEHICLE GPS	05/20/2020	16.00	.00	
Total PUBLIC WORKS:					9,313.41	.00	
<b>PUBLIC SAFETY</b>							
01-360-4100 HEALTH INSURANCE	NORTH SUBURBAN EMPLOYEE	#0520M	MAY 20 MEDICAL PPO	06/09/2020	30,956.04	.00	
01-360-4100 HEALTH INSURANCE	NORTH SUBURBAN EMPLOYEE	#0620D	JUNE 20 DENTAL PPO	06/09/2020	2,480.00	.00	
01-360-5100 PROFESSIONAL SERVIC	CARDMEMBER SERVICE	05/20/20	NOTARY RENEWAL	05/20/2020	54.00	.00	
01-360-5100 PROFESSIONAL SERVIC	N H SCOTT & HANEKAMP FUNE	06/08/20	medical examiner transfer 6/7/20	06/08/2020	300.00	.00	
01-360-5140 PRISONERS CARE	PETTY CASH PD	02/03/20-06/09	PRISONER MEALS	06/09/2020	76.42	.00	
01-360-5141 KENNEL FEES	CARDMEMBER SERVICE	05/20/20	BANE'S FOOD	05/20/2020	85.26-	.00	
01-360-5141 KENNEL FEES	CARDMEMBER SERVICE	05/20/20	BANE'S FOOD	05/20/2020	65.26	.00	
01-360-5240 NORTHWEST CENTRAL	NW CENTRAL DISPATCH SYST	8920	JUY 20 MEMBERSHIP	06/01/2020	10,152.60	.00	
01-360-5310 MEMBERSHIPS	PETTY CASH PD	02/03/20-06/09	LERMI MEMBERSHIP	06/09/2020	25.00	.00	
01-360-5321 AUTO EXPENSE	IL STATE TOLL HWY AUTHORIT	G12700000387	PD IPASS TRANSPONDERS	06/05/2020	6.38	.00	
01-360-5321 AUTO EXPENSE	RACEWAY CAR WASH	188	CAR WASHES	06/05/2020	138.00	.00	
01-360-5330 TRAINING	GLOCK PROFESSIONAL, INC.	TRP/10013599	ARMORER'S COURSE CORY SI	02/17/2020	250.00	.00	
01-360-5330 TRAINING	PETTY CASH PD	02/03/20-06/09	K9 MEETING TRAIN THE TRAIN	06/09/2020	131.40	.00	
01-360-5410 UTILITIES	VERIZON WIRELESS	9855687346	MAy 2020 Wireless	06/01/2020	336.90	.00	
01-360-5700 OFFICE SUPPLIES	CARDMEMBER SERVICE	05/20/20	FLASH DRIVES FOR INV	05/20/2020	83.87	.00	
01-360-5700 OFFICE SUPPLIES	CARDMEMBER SERVICE	05/20/20	HARD DRIVE FOR INVESTIGATI	05/20/2020	44.99	.00	
01-360-5700 OFFICE SUPPLIES	CARDMEMBER SERVICE	05/20/20	CAMERA FOR STATION PHOTO	05/20/2020	99.99	.00	
01-360-5700 OFFICE SUPPLIES	CARDMEMBER SERVICE	05/20/20	DESKTOP SPEAKERS	05/20/2020	19.99	.00	
01-360-5700 OFFICE SUPPLIES	CARDMEMBER SERVICE	05/20/20	WEBCAM FOR COMPUTER	05/20/2020	105.98	.00	
01-360-5700 OFFICE SUPPLIES	CARDMEMBER SERVICE	05/20/20	CHAIR FOR OFFICE	05/20/2020	132.99	.00	
01-360-5700 OFFICE SUPPLIES	OFFICE DEPOT INC.	14966768	PD OFFICE SUPPLIES	05/31/2020	48.46	.00	
01-360-5700 OFFICE SUPPLIES	PETTY CASH PD	02/03/20-06/09	COFFEE, BATTERIES	06/09/2020	51.56	.00	
01-360-5710 OPERATING SUPPLIES	CARDMEMBER SERVICE	05/20/20	USB CHARGERS	05/20/2020	62.90	.00	
01-360-5710 OPERATING SUPPLIES	CARDMEMBER SERVICE	05/20/20	MAGNIFYING GLASS FOR ARM	05/20/2020	39.99	.00	
01-360-5710 OPERATING SUPPLIES	CARDMEMBER SERVICE	05/20/20	SUPPLIES FOR SHELVES AT ST	05/20/2020	59.87	.00	

GL Account and Title	Vendor Name	Invoice Number	Description	Invoice Date	Net Invoice Amount	Amount Paid	Date Paid
01-360-5710 OPERATING SUPPLIES	CARDMEMBER SERVICE	05/20/20	BATTERIES FOR STATION	05/20/2020	32.83	.00	
01-360-5710 OPERATING SUPPLIES	CROWN TROPHY	15947	VOLUNTEER OF THE YEAR AW	06/12/2020	44.00	.00	
01-360-5710 OPERATING SUPPLIES	CROWN TROPHY	15948	RETIREMENT PLAQUE FOR SG	06/12/2020	142.00	.00	
01-360-5710 OPERATING SUPPLIES	CROWN TROPHY	15949	ENGRAVED PLATES	06/12/2020	44.00	.00	
01-360-5710 OPERATING SUPPLIES	PETTY CASH PD	02/03/20-06/09	WINDOW WASHING	06/09/2020	93.31	.00	
01-360-5741 CLOTHING	CARDMEMBER SERVICE	05/20/20	OFFICER THIBEAULT CLOTHES	05/20/2020	19.89	.00	
01-360-5741 CLOTHING	CARDMEMBER SERVICE	05/20/20	OFFICER THIBEAULT CLOTHES	05/20/2020	219.86	.00	
01-360-5741 CLOTHING	NORTHERN IL POLICE ALARM	13512	UNIFORM/EQUIPT OFC. O'CON	06/08/2020	16.00	.00	
01-360-5990 COVID-19 EXPENSES	CARDMEMBER SERVICE	05/20/20	DISPOSAL BIN FOR N95 MASKS	05/20/2020	59.95	.00	
01-360-5990 COVID-19 EXPENSES	CARDMEMBER SERVICE	05/20/20	ISOPROPYL ALCOHOL	05/20/2020	74.00	.00	
01-360-7022 POLICE - SMALL EQUIPM	CARDMEMBER SERVICE	05/20/20	CAMERAS	05/20/2020	1,235.97	.00	
01-360-7022 POLICE - SMALL EQUIPM	EVIDENT INC	156523A	TYVEK COVERALLS	06/01/2020	219.49	.00	
Total PUBLIC SAFETY:					47,838.63	.00	
<b>REIMBURSABLE EXP</b>							
01-370-4101 RETIREE HEALTH INSUR	NORTH SUBURBAN EMPLOYEE	#0520M	MAY 20 MEDICAL PPO	06/09/2020	1,731.24	.00	
01-370-4101 RETIREE HEALTH INSUR	NORTH SUBURBAN EMPLOYEE	#0520M	MAY 20 MEDICAL PPO	06/09/2020	32.65-	.00	
01-370-4101 RETIREE HEALTH INSUR	NORTH SUBURBAN EMPLOYEE	#0620D	JUNE 20 DENTAL PPO	06/09/2020	237.00	.00	
Total REIMBURSABLE EXP:					1,935.59	.00	
Total GENERAL FUND:					115,452.38	.00	

GL Account and Title	Vendor Name	Invoice Number	Description	Invoice Date	Net Invoice Amount	Amount Paid	Date Paid
<b>PALATINE/MILWAUKEE TIF FUND EXPENSES</b>							
12-300-5102 FINANCIAL SERVICES	LAUTERBACH & AMEN LLP	45911	MAY 20 FINANCIAL SERVICES	06/01/2020	673.08	.00	
Total EXPENSES:					673.08	.00	
Total PALATINE/MILWAUKEE TIF FUND:					673.08	.00	

GL Account and Title	Vendor Name	Invoice Number	Description	Invoice Date	Net Invoice Amount	Amount Paid	Date Paid
<b>TOURISM DISTRICT EXPENSES</b>							
13-300-5100 PROFESSIONAL SERVIC	LAUTERBACH & AMEN LLP	45911	MAY 20 FINANCIAL SERVICES	06/01/2020	560.90	.00	
13-300-5108 BEAUTIFICATION	COMED I	06/10/20-4023	1250 RIVER RD 05/11-06/10/20	06/10/2020	32.12	.00	
13-300-5108 BEAUTIFICATION	COMED I	06/10/20-7078	IRIGATION SYSTEM-604 MILWA	06/10/2020	25.36	.00	
13-300-5108 BEAUTIFICATION	ILLINOIS-AMERICAN WATER C	06/02/20-5309	700 N Milwaukee 05/01-05/28/20	06/02/2020	176.26	.00	
13-300-5108 BEAUTIFICATION	ILLINOIS-AMERICAN WATER C	06/02/20-5316	1250 S River Rd 05/01-05/28/20	06/02/2020	176.26	.00	
13-300-5108 BEAUTIFICATION	LANDSCAPE CONCEPTS MANA	177421	JUNE TOURISM MAINTENANCE	06/01/2020	1,026.25	.00	
Total EXPENSES:					1,997.15	.00	
Total TOURISM DISTRICT:					1,997.15	.00	

GL Account and Title	Vendor Name	Invoice Number	Description	Invoice Date	Net Invoice Amount	Amount Paid	Date Paid
<b>DEA SEIZURE FUND</b>							
<b>EXPENSES</b>							
16-300-5710 OPERATING SUPPLIES	CARDMEMBER SERVICE	05/20/20	HOMEDPOT	05/20/2020	60.76	.00	
16-300-5710 OPERATING SUPPLIES	CARDMEMBER SERVICE	05/20/20	MENARDS	05/20/2020	109.96	.00	
16-300-5710 OPERATING SUPPLIES	CARDMEMBER SERVICE	05/20/20	KIDS WRISTBANDS FOR CRIME	05/20/2020	386.47	.00	
Total EXPENSES:					557.19	.00	
Total DEA SEIZURE FUND:					557.19	.00	

GL Account and Title	Vendor Name	Invoice Number	Description	Invoice Date	Net Invoice Amount	Amount Paid	Date Paid
<b>PALATINE ROAD TIF FUND</b>							
<b>EXPENSES</b>							
18-300-5102 FINANCIAL SERVICES	LAUTERBACH & AMEN LLP	45911	MAY 20 FINANCIAL SERVICES	06/01/2020	673.08	.00	
Total EXPENSES:					673.08	.00	
Total PALATINE ROAD TIF FUND:					673.08	.00	

GL Account and Title	Vendor Name	Invoice Number	Description	Invoice Date	Net Invoice Amount	Amount Paid	Date Paid
<b>SSA #8</b>							
<b>EXPENSES</b>							
28-300-5100 PROFESSIONAL SERVIC	GEN POWER INC.	RSA003540-1	LEVEE 37 GENERATOR TEST	05/15/2020	774.15	.00	
Total EXPENSES:					774.15	.00	
Total SSA #8:					774.15	.00	

GL Account and Title	Vendor Name	Invoice Number	Description	Invoice Date	Net Invoice Amount	Amount Paid	Date Paid
<b>WATER FUND</b>							
<b>EXPENSES</b>							
51-300-4100 HEALTH INSURANCE	NORTH SUBURBAN EMPLOYEE	#0620D	JUNE 20 DENTAL PPO	06/09/2020	61.50	.00	
51-300-5100 PROFESSIONAL SERVIC	GANZIANO SEWER & WATER, I	1061	WATER MAIN REPAIR 04/11/20	04/14/2020	4,888.95	.00	
51-300-5100 PROFESSIONAL SERVIC	METROPOLITAN INDUSTRIES I	INV016810	WATER SYSTEM DATA SERVIC	05/15/2020	313.00	.00	
51-300-5102 FINANCIAL SERVICES	LAUTERBACH & AMEN LLP	45911	MAY 20 FINANCIAL SERVICES	06/01/2020	3,589.76	.00	
51-300-5410 UTILITIES	CARDMEMBER SERVICE	05/20/20	MAR 20 PHONE & FAX	05/20/2020	159.29	.00	
51-300-5410 UTILITIES	CARDMEMBER SERVICE	05/20/20	INTERNET SCADA SYSTEM MA	05/20/2020	157.90	.00	
51-300-5410 UTILITIES	CARDMEMBER SERVICE	05/20/20	APR 20 PHONE/FAX	05/20/2020	159.29	.00	
51-300-5410 UTILITIES	COMED I	06/10/20-3040	218 Fairway Ct. 05/11-06/10/20	06/10/2020	25.02	.00	
51-300-5410 UTILITIES	NICOR GAS	05/26/20-7063	WELL HOUSE 04/24/20-05/24/2	05/26/2020	100.60	.00	
51-300-5410 UTILITIES	VERIZON WIRELESS	9855687346	MAy 2020 Wireless	06/01/2020	56.15	.00	
51-300-5412 WATER	ILLINOIS-AMERICAN WATER C	06/01/20-1674	1217 E CAMP MCDONALD 05/1-	06/01/2020	18,009.02	.00	
51-300-5412 WATER	VILLAGE OF MOUNT PROSPEC	06/15/20-3288-	MAY 20 3288-001	06/15/2020	171.02	.00	
51-300-5412 WATER	VILLAGE OF MOUNT PROSPEC	06/15/250-328	MAY 20 3287-001	06/15/2020	762.60	.00	
51-300-5634 STONE AND CONCRETE	HOME DEPOT CREDIT SERVIC	05/28/2020	MAIN BREAK CONCRETE	05/28/2020	72.43	.00	
Total EXPENSES:					28,526.53	.00	
Total WATER FUND:					28,526.53	.00	



GL Account and Title	Vendor Name	Invoice Number	Description	Invoice Date	Net Invoice Amount	Amount Paid	Date Paid
<b>PARKING FUND</b>							
<b>EXPENSES</b>							
52-300-5410 UTILITIES	CARDMEMBER SERVICE	05/20/20	METRA 04/16-05/15	05/20/2020	153.35	.00	
Total EXPENSES:					153.35	.00	
Total PARKING FUND:					153.35	.00	

GL Account and Title	Vendor Name	Invoice Number	Description	Invoice Date	Net Invoice Amount	Amount Paid	Date Paid
<b>SANITARY SEWER FUND</b>							
<b>EXPENSES</b>							
53-300-5100 PROFESSIONAL SERVIC	S D ENTERPRISES INC	06/12/20	MAY 2020 SANITARY INSPECTI	06/12/2020	830.00	.00	
53-300-5100 PROFESSIONAL SERVIC	VERIZON WIRELESS	9855687346	MAY 2020 Wireless	06/01/2020	56.15	.00	
53-300-5102 FINANCIAL SERVICES	LAUTERBACH & AMEN LLP	45911	MAY 20 FINANCIAL SERVICES	06/01/2020	3,589.76	.00	
Total EXPENSES:					4,475.91	.00	
Total SANITARY SEWER FUND:					4,475.91	.00	

GL Account and Title	Vendor Name	Invoice Number	Description	Invoice Date	Net Invoice Amount	Amount Paid	Date Paid
<b>ROAD &amp; BUILDING BOND ESCROW</b>							
72-000-2310 DEPOSIT ROAD/BUILDE	TITAN V PORCHES	17-119R	14 EDWARD BOND PERMIT#171	06/15/2020	500.00	.00	
72-000-2310 DEPOSIT ROAD/BUILDE	TITAN V PORCHES	17-248B	14 EDWARD BOND PERMIT #17	06/15/2020	6,058.00	.00	
Total :					6,558.00	.00	
Total ROAD & BUILDING BOND ESCROW:					6,558.00	.00	
Grand Totals:					159,840.82	.00	

GL Account and Title	Net Invoice Amount	Amount Paid	Date Paid
<b>GENERAL FUND</b>			
Total GENERAL FUND:	115,452.38	.00	
<b>PALATINE/MILWAUKEE TIF FUND</b>			
Total PALATINE/MILWAUKEE TIF FUND:	673.08	.00	
<b>TOURISM DISTRICT</b>			
Total TOURISM DISTRICT:	1,997.15	.00	
<b>DEA SEIZURE FUND</b>			
Total DEA SEIZURE FUND:	557.19	.00	
<b>PALATINE ROAD TIF FUND</b>			
Total PALATINE ROAD TIF FUND:	673.08	.00	
<b>SSA #8</b>			
Total SSA #8:	774.15	.00	
<b>WATER FUND</b>			
Total WATER FUND:	28,526.53	.00	
<b>PARKING FUND</b>			
Total PARKING FUND:	153.35	.00	
<b>SANITARY SEWER FUND</b>			
Total SANITARY SEWER FUND:	4,475.91	.00	
<b>ROAD &amp; BUILDING BOND ESCROW</b>			
Total ROAD & BUILDING BOND ESCROW:	6,558.00	.00	
Grand Totals:	159,840.82	.00	